

Airline Fare Prediction Using Machine Learning Algorithms

¹Mrs Ravathi, ² G. Ganesh, ³D. Pavan, ⁴S. Madhusudhan Reddy, ⁵ P. Mohith

¹Assistant Professor,

^{1,2,3,4,5}Department of Computer Science and Engineering
Bharath Institute of Higher Education and Research Chennai India.

Abstract: Airfare is suffering from many factors inclusive of distance of flight, time of buy, fee of fuel, etc. Each provider has its personal guidelines and algorithms to set the price consequently. Recent advances in artificial intelligence (AI) and system mastering (ML) make it feasible to simulate such policies and rate adjustments. This paper proposes a new software of two sources of public air shipping data: the Airline Origin and Destination Survey (DB1B) and the Air Carrier Statistics Database (T-a hundred). The proposed framework makes use of two databases collectively with macroeconomic statistics and system studying algorithms to version average quarterly price ticket costs primarily based on numerous pairs of origins and destinations that are acknowledged market segments. The platform affords high predictive accuracy with an R-squared cost of 0.869 inside the check dataset.

Objective

The important mission of the device is to discover the elements that determine the cost of flight using gadget learning algorithms. Airfare prices differ regularly nowadays and the difference is massive. Price changes are made within a few hours for the equal flight. Buyers want to reap the maximum value-powerful charge, whilst the airline wishes the very best possible income and benefit.

INTRODUCTION

This mission pursuits to develop an software that may predict the costs of various flights the usage of various system studying methods. It gets the predicted values of the user and with its link the person can set the passbook like this. Now, the price of an airline price ticket can drastically and notably alternate the equal flight, at the least for seats available within the same cabin. Customers try and achieve the lowest prices, at the same time as airways try to maintain their standard profits at the best level and increase their earnings. Airlines use various computational techniques to increase their sales, including forecasting and value sharing. The proposed machine can be able to help save the shoppers a huge quantity of Rs by using proving that they know the way to ebook tickets at the proper time. The fees for which the price lists are calculated

- Airlines
- Travel day
- Source
- Appointments
- Departure time
- Duration
- Total stops
- Weekdays/weekends

We can now perform exploratory evaluation on this records. We are able to find a contrast among highlights. At that time, a system studying model become created to take advantage of those opportunities.

EXISTING SYSTEM

We used a dataset containing 126,412 price ticket charge observations for 2,271 distinct flights from San Francisco Airport to John F. Kennedy Airport, those observations have been made each day by using Infare. We found a version that describes the conduct of the records for plenty days before departure pretty well. Therefore, such a method can assist destiny air tourists determine whether or not to buy a ticket or no longer. This observe presents 4 statistical regression models for air costs and compares the pleasant of benefits. With this predictive version, vacationers could make an knowledgeable choice whether to shop for a ticket or wait a bit longer.

PROPOSED SYSTEM

The purpose is to research the factors that determine the price of a flight. This records can then be used to create a machine that predicts airfare fees. It used machine learning algorithms to expect airline tickets primarily based on given traits. The flight fee dataset is gathered from the kaggle web site after which pre-processed, i.e. To eliminate missing values, duplicates. A feature

selection is then made to determine the prediction of flight elements and then gadget gaining knowledge of algorithms are applied.

ADVANTAGES OF PROPOSED SYSTEM

- By the use of revolutionary statistics evaluation, we are able to save customers time.
- Price financial savings

LITERATURE SURVEY

Literature review is the most critical step within the software improvement manner. Before the device is evolved, the time element, the financial system and the electricity of the agency must be decided. When these types of situations are met, the following step is to decide which working machine and language may be used to develop the device. When programmers begin building a tool, they need numerous external aid. This guide may be acquired from older software program, from books, or from websites. Before creating a gadget, those concerns are taken into account while the device is being evolved.

The maximum part of the mission development is thinking about and absolutely getting to know all of the requirements necessary for the development of the challenge. For any purpose, literature evaluation is the maximum vital part of the software improvement technique. Before growing the applicable equipment and techniques, it's far necessary to decide and have a look at the significance of time, the want for sources, the exertions force, the economic system and the energy of the corporation. With these items glad and completely understood, the next step is to determine the specification of the software in the respective gadget, as to what form of working machine could be required for the motive, and what will be had to flow all of the important software. To the following steps to increase related gear and sports.

Data analytics development of FDR (Flight Data Recorder) data for airline maintenance operations

In this newsletter, we suggest the development of information analytics to locate unusual flight styles from a massive amount of FDR (flight review statistics) records to aid airline preservation operations. The fundamental cause at the back of this development is that if there are capability issues with the mechanical elements of the aircraft in flight, evidence of these problems is in all likelihood to be blanketed in the FDR information. Thus, the FDR records analysis allows to detect potential troubles inside the plane earlier than they occur. To this cease, the records pre-processing degree sequentially plays records filtering, statistics sampling and records transformation. And then on this evaluation, all of the time collection data in FDR is assessed into three types: continuous signal, discrete signal and warning sign. For each form of sign, a multidimensional vector is chosen as the organizing characteristic of the time series data. In the technique of characteristic separation, correlation evaluation, health relaxation and dimensionality discount are executed successively. Finally, for computerized identification of FDR records, a ok-nearest method is used in which uncommon flight patterns are recorded from a massive set of FDR records. The proposed technique is examined the use of practical FDR facts from the NASA public database.

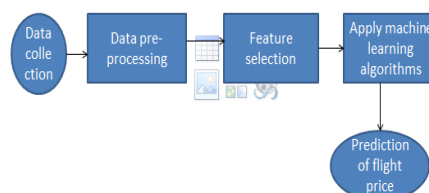
Big Data Analytics on Aviation Social Media: The Case of China Southern Airlines on Sina Weibo

A version is proposed; (three) The use of sentiment evaluation to analyze the reason of China Southern Airlines on Sina Weibo and highlight the mindset of Weibo users toward China Southern Airlines. This look at additionally discusses the sensible implications for airlines in managing their social media systems. By combining the price of social media and offline passenger conduct facts, we are able to create a comprehensive profile for travelers.

Big Data Analytics in Airlines: Efficiency Evaluation using DEA

This examine pursuits to quantify operational efficiency in airline making plans and execution through the implementation of a massive records analytics approach. The calculated parameters are obtained from preliminary studies. These parameters are calculated the usage of the Data Envelopment Analysis (DEA) approach to offer month-to-month estimates for every workflow. Finally, we argue that the statistics analytics method to airways is beneficial and unearths a downward trend within the performance rating of selected airways for the duration of 2017-2018.

ARCHITECTURE DIAGRAM



SYSTEM REQUIREMENTS

HARDWARE REQUIREMENTS

- System : Pentium Dual Core.
- Hard Disk : 120 GB.
- Monitor : 15" LED
- Input Devices : Keyboard, Mouse
- Ram : 4 GB.

SOFTWARE REQUIREMENT

- Operating system : Windows 7/10.
- Coding Language :Python

SYSTEM DESIGN AND TESTING PLAN

INPUT DESIGN

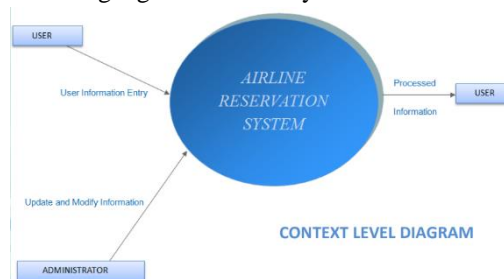
The enter method is the hyperlink between the facts gadget and the person. It includes the improvement of a specification and manner for data training, and those steps are essential to bring the transactional information into a usable process shape, which can be achieved by means of laptop reading the statistics from a written or printed script, or this can. It is going to be carried out with the help of the humans, introducing the keys. Given directly into defects. Input making plans makes a speciality of controlling the quantity of input required, controlling mistakes, heading off delays, warding off greater steps, and retaining the system simple. The login is designed to be safe and secure whilst keeping person privacy. The committee's input become as follows:

- What information need to be furnished for input?
- How is the facts prepared or encoded?
- Alternate box to help personnel enter statistics.
- Methods of getting ready input validation and taking movements on errors.

OUTPUT DESIGN

Quality is a result that meets the cease person's requirements and suggests the statistics honestly. In any machine, the consequences of the technique are mentioned to users and other structures thru outputs. The output plan defines how statistics is to be moved for fast need in addition to for published output. It is the number one and instant source of information for the person. Efficient and sensible output design of the relationship device improves, helping the person to make decisions.

The output format of the records gadget have to carry out one or extra of the following functions.

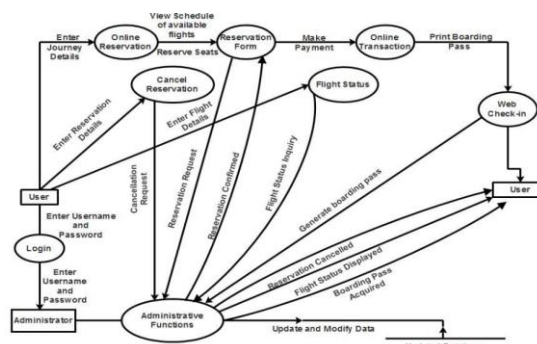


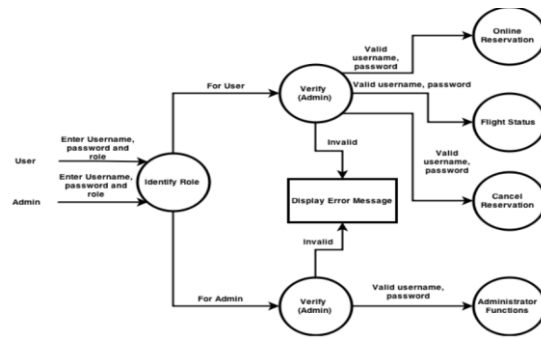
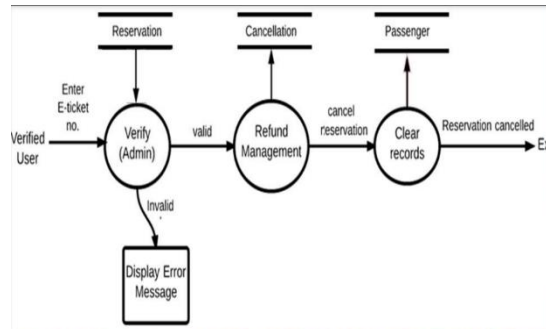
- Communicate statistics about past activities, current fame or forecast
- The destiny
- vital events, opportunities, questions or reminders.
- Lead the action.
- Confirm action.

DATA FLOW DIAGRAMS

1. A DFD is also called a bubble chart. It is a simple graphical formalism that may be used to represent a system in terms of inputs to the system, the diverse processes performed on that statistics, and the outputs generated by means of it.
2. Data waft diagram (DFD) is one of the foremost modeling equipment. It is used to model elements of the system. These additives are the gadget techniques, the facts utilized by the technique, the external object that corresponds to the device, and the facts flows inside the system.
3. The DFD shows how information moves via the machine and how it is modified thru a series of changes. It is a graphical approach that depicts the flow of information and the modifications which are carried out to transport the data from input to output.
4. A DFD is likewise known as a bubble chart. A DFD may be used to represent a machine at any stage of abstraction. A DFD can be divided into layers that represent incremental facts drift and man or woman operations.

LEVEL-2



LEVEL -3**LEVEL-4****UML DIAGRAMS**

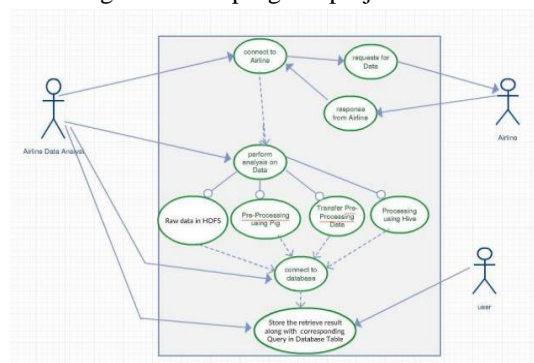
UML stands for Code of Canon Law. UML is a widespread cause modeling language for item-oriented software improvement. The flag is managed and created by using the item management institution.

UML is meant to turn out to be a commonplace language for growing object-oriented computer software fashions. In its contemporary shape, UML has principal components: the metamodel and the notation. Certain strategies or styles of approaches can also be introduced within the destiny; or to the UML.

The Unified Modeling Language is a popular language for expressing, visualizing, building, and documenting the structure of software systems, in addition to for modeling business and other non-software program structures.

UML Sets engineering first-class practices which have proven to be powerful in modeling big and complicated structures.

UML is an essential part of item-oriented software program development and the software program improvement system. UML specially makes use of graphical notation to design software program projects.

**GOALS:**

The essential dreams of UML improvement are as follows:

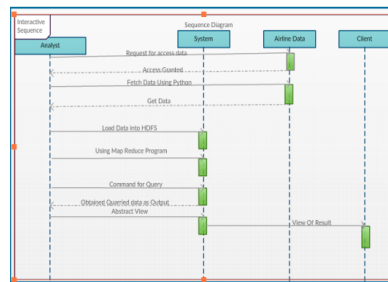
1. Provide customers with a ready-to-use expressive language of visual design in order that meaningful examples may be developed and shared.
2. Provide enlargement and specialization of engineering tools to enlarge middle ideas.
3. Be impartial from particular programming languages and the development process.
4. Provide a proper basis for expertise language formation.
- Five. Strengthen the increase of the market for OOP gear.
6. Support higher-level improvement standards, along with collaboration, frameworks, fashions, and additives.
7. Complete with the best capabilities.

Use case Diagram

There are three participants in our task: the first is the airline facts analyst, the second one is the airline, and the third is the user. The role of the analyst is to connect with the airline and create an API as well, in an effort to offer get entry to to get hold of statistics from the airline. By drawing close the airline using the API, we can retrieve the airline data. After this, we will put the information into the Precede expansion and insert it into HDFS, after analyzing it on a selected topic. The analyst will get hold of an output that the client will use specific records.

Sequence Diagram

The following diagram is an interaction diagram that suggests how procedures interact with every other and in what order. There are 4 areas in our mission: Airlines Data Analytics, System Interface, Airlines and Customer. First, the method starts with growing an API for airline information. Research analyst on excess airline facts, after which restricted airline get right of entry to. Now the progressive challenge is carried out right here, after excelling the uncooked statistics of HDFS inside the program and pasting it into the growth, then the records extraction view will display. Now we're geared up to run the command after which get some statistics as output and provide it to the customers.



REFERENCES

1. Bureau of Transportation Statistics. (2016). Airline On-Time Performance and Causes of Flight Delays. Retrieved from <https://catalog.data.gov/dataset/airline-on-time-performance-and-causes-of-flight-delays-on-time-data>
2. Deshpande, V., & Arikan, M. (2011). The Impact of Airline Flight Schedules on Flight Delays. *Manufacturing & Service Operations Management*, 14, 423-440. Retrieved from <https://pubsonline.informs.org/doi/10.1287/msom.1120.0379>
3. Mu, Y. (2019, August). Airline Delay and Cancellation Data, 2009 - 2018. Retrieved April 2020 from <https://www.kaggle.com/yuanyuwendymu/airline-delay-and-cancellation-data-2009-2018/data>
4. Chakrabarty, Navoneel, et al. "Flight Arrival Delay Prediction Using Gradient Boosting Classifier." *Emerging Technologies in Data Mining and Information Security*. Springer, Singapore, 2019. 651-659. Retrieved from https://www.researchgate.net/publication/327389509_Flight_Arrival_Delay_Prediction_Using_Gradient_Boosting_Classifier
5. Yi Ding "Predicting flight delay based on multiple linear regression", *IOP Conference Series: Earth and Environmental Science*. Retrieved from <https://iopscience.iop.org/article/10.1088/1755-1315/81/1/012198>
6. Belcastro, L. & Marozzo, Fabrizio & Talia, Domenico & Trunfio, Paolo. (2016). Using Scalable Data Mining for Predicting Flight Delays. *ACM Transactions on Intelligent Systems and Technology*. 8. 10.1145/2888402. Retrieved from <https://dl.acm.org/doi/10.1145/2888402>
7. Li, S. "Machine Learning with PySpark and MLlib — Solving a Binary Classification Problem". *Towards Data Science*. Retrieved from <https://towardsdatascience.com/machine-learning-with-pyspark-and-mllib-solving-a-binary-classification-problem-96396065d2aa>