

APP FOR REGISTRATION OF PERSONS WITH DISABILITIES UNDER ADIP SCHEME

¹Manepally Srujan, ²Madapati Sathvika, ³Orugonda Sai Koushik

Student

Sreenidhi Institute of Science and Technology

Abstract- ADIP Scheme is one of the major initiatives of the Ministry of Social Justice & Empowerment, Govt. of India. This scheme is implemented to assist the needy disabled person in procuring durable, sophisticated and scientifically manufactured, modern, standard aids and appliances to promote physical, social, psychological rehabilitation of Persons with Disabilities by reducing the effects of disabilities and at the same time enhance their economic potential. Assistive devices are given to PwDs with an aim to improve their independent functioning, and to arrest the extent of disability and occurrence of secondary disability. The aids and appliances supplied under the Scheme must have due certification. Since the process & user flow is outstretched and time-consuming for the users while registering through ADIP website, a mobile app for the people with disabilities to register quite handy and effortlessly would be a great alteration. This app lets the user/person to register themselves or for others under ADIP Scheme and can easily access the process and service through the mobile app itself.

1. INTRODUCTION

1.1 Introduction:

Provision of suitable aids and assistive devices is one of the first steps in the process of rehabilitation of Persons with Disabilities (PwDs). It has been the constant endeavour of the Government to provide PwDs with aids and assistive devices, which are essential for their overall rehabilitation and empowerment. As per Census, 2011 there are 2.68 crore PwDs in the country. In addition, a large number of children below 14 years of age suffer from delayed development. Many of them suffer from intellectual disabilities and cerebral palsy and require aids/appliances to attain the capacity for self-care and independent living. With the application of modern technology, a number of aids have emerged which can reduce the effects of disabilities and enhance the overall potential of the PwDs. However, a large proportion of PwDs are from the low-income group and are deprived of the benefits of these appliances because of their inability to garner funds to acquire these and consequently live a dignified life.

In the light of the Government's commitment for enabling and empowering PwDs, it has been decided to continue the scheme in a modified form by enhancing the quantum of assistance, cost, ceiling of aids and assistive devices and family income ceiling taking into consideration the cost escalation during the period these monetary limits have not been revised. In addition, the modified scheme in terms of coverage of beneficiaries and more users friendly.

1.2 Problem Definition:

This scheme is implemented to assist the needy disabled person in procuring durable, sophisticated and scientifically manufactured, modern, standard aids and appliances to promote physical, social, psychological rehabilitation of Persons with Disabilities by reducing the effects of disabilities and at the same time enhance their economic potential. Assistive devices are given to PwDs with an aim to improve their independent functioning, and to arrest the extent of disability and occurrence of secondary disability. The aids and appliances supplied under the Scheme must have due certification. Since the process & user flow is outstretched and time-consuming for the users while registering through ADIP website, a mobile app for the people with disabilities to register quite handy and effortlessly would be a great alteration. This app lets the user/person to register themselves or for others under ADIP Scheme and can easily access the process and service through the mobile app itself.

1.3 Structure of Existing System:

Provision of suitable aids and assistive devices is one of the first steps in the process of rehabilitation of Persons with Disabilities (PwDs). This scheme is implemented to assist the needy disabled person in procuring durable, sophisticated and scientifically manufactured, modern, standard aids and appliances to promote physical, social, psychological rehabilitation of Persons with Disabilities by reducing the effects of disabilities and at the same time enhance their economic potential. The aids and appliances supplied under the Scheme must have due certification. Since the process & user flow is outstretched and time-consuming for the users while registering through ADIP website, a mobile app for the people with disabilities to register quite handy and effortlessly would be a great alteration. This app lets the user/person to register themselves or for others under ADIP Scheme and can easily access the process and service through the mobile app itself

1.3.1 Objective:

The objective of the Scheme is to provide durable, modern and scientifically manufactured aids and assistive devices to PwDs for promoting their physical, social and psychological rehabilitation, thereby reducing the effects of disabilities and enhancing their educational and economic potential. The aids and assistive devices supplied under the Scheme must have due certification.

2. LITERATURE SURVEY

2.1 Eligibility of Implementing Agency Under the Scheme

The following agencies would be eligible to implement the Scheme on behalf of Ministry of Social Justice and Empowerment, subject to fulfilment of laid down terms and conditions:

- Societies, registered under the Societies Registration Act, 1860 and their branches, if any, separately.
- Registered charitable trusts.
- District Rural Development Agencies, India Red Cross Societies and other Autonomous Bodies headed by District Collector/Chief Executive Officer/District Development Officer of Zilla Parishad.
- National/Apex Institutes including ALIMCO functioning under administrative control of the Ministry of Social Justice and Empowerment/Ministry of Health and Family Welfare.
- State Handicapped Development Corporation.
- Local Bodies – Zilla Parishad, Municipalities, District Autonomous Development Councils and Panchayats.
- Nehru Yuvak Kendras.

Grant-in-aid under the Scheme will not be given for commercial production or supply of aids/appliances. While approving new implementing agencies, preference would be given to those Agencies.

- Which employ professional/technical expertise, in the form of professionally qualified staff (from RCI recognized courses) for identification, prescription of the required aids/appliances, fitment and post-fitment care of beneficiaries as well as aids/appliances.
- Possess infrastructure in the form of machinery/equipment for fabrication, fitment and maintenance of aids/appliance to be given to a person with disability under the ADIP Scheme and which have a capacity to produce aids and assistive devices with ISI standards/ISO certification.

2.2 Eligibility of The Beneficiaries

A person with disabilities fulfilling following conditions would be eligible for assistance under ADIP Scheme through authorized agencies.

- He/she should be an Indian citizen of any age.
- Should be certified by a Registered Medical Practitioner that he/she is disabled and fit to use prescribed aid/appliance.
- Person who is employed/self –employed or getting pension and whose monthly income from all sources does not exceed Rs. 8,000/- per month.
- In case of dependents, the income of parents/guardians should not exceed Rs.8,000/- per month.
- Persons who have not received assistance from the Government, local bodies and Non-Official Organizations during the last 3 years for the same purpose. However, for children below 12 years of age this limit would be 1 year.

Note: -

- Income certificate from Revenue Agencies / BPL Card / MGNREGA Card / Disability Pension Card / Certificate by M.P./MLA/Councilor/Gram Pradhan failing which Notarized Affidavit C/o Implementing Agencies may be accepted for providing aids/ appliances to PwDs. Income certificate of beneficiaries staying in orphanages and half-way homes etc. may be accepted on certification of District Collector or Head of the organization concerned. Such beneficiaries will be provided aids & appliances under this Scheme by ALIMCO only.
- As per provision of the RPwD Act, Disability Certificate will be issued by the prescribed Medical Authority.
- Responsibility for issue of a Joint disability Certificate for availing the benefits under the ADIP-SSA will be that of a (a) Headmaster or Principal of the School (b) Government Doctor of Government Primary Health Centers (PHCs) or Community Health Centers (CHCs) (c) Local SSA Authority and (d) representatives of ALIMCO.
- In case of less than 40% disability, CWSN can be issued aids and assistive devices based on the joint certification at sub para (b)(i) above.
- Temporary Disability Certificate issued by the Competent Medical Authority for children up to the age of 6 years or Developmental Delay Certificate issued by Competent Medical Authority for children up to the age of 6 years may be considered for distribution of TLM Kits under ADIP Scheme to persons with Intellectual and Developmental disabilities as approved by the Ministry. However, there is no dilution of the condition of minimum 40% disability as stipulated in the ADIP Scheme.

2.3 QUANTUM OF ASSISTANCE

- For aids /appliances costing up to Rs. 15,000/-.
- For aids /appliances costing between Rs. 15,001/- to Rs. 30000/-.
- Further, all expensive items costing above Rs. 30,001/-, except Cochlear Implant and Motorized Tricycle, eligible for assistance under the scheme, subject to income ceiling, would be listed out. Government of India shall bear 50% of cost of these items thus listed by the Committee and the remainder shall be contributed by either the State Govt. or the NGO or any other agency or by the beneficiary concerned subject to prior approval of Ministry on case to case basis; limited to 20% of the Budget under the Scheme.

Note :- For providing modern assistive devices to all categories of PwDs, the items will be decided by Expert Committees constituted in the Department of Empowerment of Persons with Disabilities.

- Cochlear Implant and post operative therapy and rehabilitation for children with Hearing Impairment with a ceiling of Rs. 7.00 lakh per unit (to be borne by the Government) in case of children with pre-lingual hearing loss between 1 to 5 years of age and

Rs.6.00 Lakh in case of children with acquired hearing loss between 5 to 18 years. The financial support will cover the cost of implant, surgery, therapy, mapping, travel and pre-implant assessment in both cases.

Ali Yavar Jung National Institute of Speech & Hearing Disabilities (Divyangjan), (AYJNISHD) Mumbai, will be the nodal agency for Cochlear Implant Surgery. Surgery will be done at the hospitals empaneled by the Department of Empowerment of Persons with Disabilities. Cochlear Implant device will be procured by Artificial Limbs Manufacturing Corporation of India (ALIMCO), as per the specification recommended by the core committee.

Note: - Beneficiaries will be linked with Aadhar number.

The amount of assistance will be as follows: -

Total Income Amount of Assistance

- i. Up to Rs. 22,500/- per month
- ii. Rs.22,501/- to Rs. 30,000/-per month
- iii. Full cost of aid/appliance
- iv. 50% of the cost of aid/appliance

Travelling cost in terms of rail fare or bus fare would be admissible separately to the PwD and one escort fare, subject to a limit of Rs. 250/- per person, irrespective of number of visits to the center and for attending the distribution camp for aids & assistive devices. The beneficiary should attend the Rehabilitation Centre nearest to his/her place of residence except in the North-Eastern Region where he may be allowed travel cost for travelling outside the Region till such facilities become available within the North Eastern Region.

Further, boarding and lodging expenses at the rate of Rs.100/- per day for maximum duration of 15 days would be admissible, only for those patients whose total income is up to Rs.22,500/- per month and the same will be allowed to attendant/escort. Boarding and lodging expenses will be admissible for the following: -

- i. To attend the camp for receiving aids and assistive devices.
- ii. Persons with Locomotor disability:
 - a) Corrective/reconstructive surgery
 - b) Cases requiring stay for fitment of artificial limb/caliper.

Person with Hearing disability:

Cases requiring stay for ear mould fabrication/fitment.

Implementing agencies will, as far as possible, avail the facilities of boarding and lodging available in the Dharamshala's attached to Hospitals.

Types of Aids/Appliances to be Provided

- ☐ LOCOMOTOR DISABLED
- ☐ VISUALLY DISABLED
- ☐ HEADING DISABLED
- ☐ MENTALLY DISABLED
- ☐ MULTIPLE DISABLED

2.4 PERSONS WITH VISUAL DISABILITY INCLUDING DEAF BLIND AND WITH OTHER DISABILITIES.

- a. Accessible Mobile Phone to visually impaired students aged 18 years and above, once in five years and Laptop, Braille Note Taker and Brailier to school going students with disability (class 10th and above), once in 10 years. However, the extent of financial support under the Scheme would be in accordance with the provisions contained in para- 7.0.
- b. Learning equipment.
- c. Communication equipment.
- d. Low vision aids.
- e. Special mobility aids for persons with visual disability with muscular dystrophy or cerebral palsy like adapted walkers.
- f. Any suitable aids & assistive devices as recommended by Expert Committee from time to time.

2.5 PERSONS WITH HEARING DISABILITY

- a. Various types of hearing aids, including BTE etc.
- b. educational kits.
- c. Assistive and Alarm devices.
- d. Any suitable aids & assistive devices as recommended by Expert Committee from time to time.

2.6 Persons With Intellectual and Developmental Disabilities

- a. Teaching and Learning Material (TLM) Kits.
- a. Multi-Sensory Inclusive Education Development (MSIED) Kit.
- b. Any suitable device/kit/learning material as advised by Expert Committee from time to time.

2.7 MULTIPLE DISABILITY

Any suitable device as advised by Expert Committee from time to time.

2.8 LEPROSY CURED PERSONS

1. Assistive Daily Living Kits (ADL) for Leprosy cured persons.
2. Any suitable device as advised by Expert Committee from time to time.

2.9 NEW DISABILITIES ADDED IN THE RIGHTS OF PERSONS WITH DISABILITIES RPWD ACT, 2016

Any suitable aids and assistive devices as may be specified by Expert Committee from time to time for new disabilities added in the PwD Act, 2016.

2.9.1 Periodic revision of aids/appliances

List of assistive devices may be revised periodically by the Department of Empowerment of Persons with Disabilities (Divyangjan), without seeking the approval of Expenditure Finance Committee/Cabinet Committee on Economic Affairs, within the financial ceiling prescribed by Expert committee constituted in the Department. Department may also issue further guidelines in pursuance of aims & objective of the Scheme.

2.9.2 Administrative Expenses

1% of the Budget under the Scheme may be used for providing information, education and communication regarding the Scheme, engagement of consultants/technical personnel to effectively administer the Scheme, the expenditure involved in registration of beneficiaries through CSC Centers, preparation of Mobile App, MIS Portal and Third-Party Evaluation.

2.9.3 Identification of beneficiaries /distribution of aids & assistive devices: -

i. Through Camp Activity: - Implementing agencies will carry out assessment of beneficiaries in camp mode at district levels, followed by distribution camps. Implementing Agencies need to focus on coverage of inaccessible and un-served areas. Camps will also be organized from time to time as per emerging requirements.

ii. Through Headquarter Activity: - The National Institutes/CRCs/ALIMCO/ DDRCs other implementing agencies will utilize the grants to extend services to eligible beneficiaries who approach their headquarters or their respective Regional Centers.

Some well-established NGOs having Centers/Sub-centers that carry out OPD activities and undertake corrective surgical operations for persons with disabilities may also be considered for grants-in-aid for their headquarter activities.

iii. Through Common Service Centers (CSCs), a SPV under the Ministry of Electronics & IT, Govt. of India: The Department will enter into a MOU with the CSCs functioning all over the country at Block, Taluka, Gram Panchayat levels for registration of beneficiaries who need aids and assistive devices under the ADIP Scheme. Under the system, the beneficiary will be registered at any CSC across the country with the requisite documents viz. Disability Certificate, Income Certificate, Aadhar Card, Residence proof etc. These documents will be uploaded. The data of registered beneficiaries will be transferred by CSC to the Implementing Agencies like, Artificial Limbs Manufacturing Corporation of India (ALIMCO), a CPSE under the Department, National Institutes and Composite Regional Centers functioning under the administrative control of the Department, based on the location of the registered beneficiary. The concerned Implementing Agency will take necessary action for assessment through RCI approved P&O and other professionals and undertake distribution of aids and assistive devices to the eligible beneficiaries within 6 months from the date of such registration.

iv. Through Mobile App: - In order to facilitate the beneficiaries in getting aids and assistive devices, a Mobile app will be launched by the Department which will enable beneficiaries to either place request for new assistive devices (new registrations) or repair of existing devices (existing user). The requests so received on the app will be compiled in the Department of Empowerment of Persons with Disabilities, and forwarded to the implementing agency located nearest to the residence of the beneficiary. The implementing agency will obtain the required documents as stipulated in the ADIP Scheme from the beneficiary at the time of assessment and distribute aids and assistive devices to eligible beneficiaries within six months from the date of such registration.

v. Through Management Information System (MIS)/ADIP Web Portal: The portal will facilitate PwDs for online request for providing aids & assistive devices to the eligible beneficiaries within 6 months from the date of such registration on the Portal.

2.9.4 PROCEDURE FOR RECEIPT OF GRANT-IN-AID BY AN IMPLEMENTING AGENCY.

The organizations will submit their application in the prescribed format (Annexure-I & II) to the Department of Empowerment of Persons with Disabilities (Divyangjan) through concerned State Government/UT Administration. The proposals of Non-Government Organizations (NGOs)/Voluntary Organizations (VOs) will be submitted on e-Anudaan Portal of the Ministry (www.grants-msje.gov.in) only.

The application should be accompanied with following documents/information (duly self- attested):

- a. A copy of Registration Certificate u/s 51/52 of Rights of Persons with Disabilities Act, 2016.
- b. A copy of Registration Certificate under Societies Registration Act, 1860 and their branches, if any, separately or Charitable Trust Act.
- c. Names and details of the Members of Management Committee of the Organization (Annexure-III)
- d. A copy of Rules, Aims and Objectives of the Organization.
- e. A copy of Certified Audited Accounts and Annual Report for the previous year (showing that the organization is financially sound). In case of organizations seeking first time grants-in-aid under the scheme, Audited Account and Annual Reports for the last three years will be required.
- f. The Implementing Agencies already receiving grant-in-aid under the Scheme should upload the list of beneficiaries and other details on the Management Information System (MIS)/ADIP Web Portal. The implementing agencies will also provide the list of beneficiaries assisted through the grant-in-aid under the scheme (as per proforma given in Annexure-IV) to the Department

of Empowerment of Persons with Disabilities (Divyangjan) on demand.

- g. Implementing agency should also maintain a website and upload details of grants received, utilized and list of beneficiaries as per proforma given in Annexure-IV
- h. Utilization Certificate as per Annexure-V.
- i. The Implementing Agencies shall provide one year free of cost maintenance of the aids & assistive devices supplied by them.
- j. The organization will provide reservation to SC/ST/OBC and persons with disabilities in accordance with instructions issued by Govt. of India from time to time if its employees are more than 20 persons on a regular basis.
- k. PAN and Aadhaar Number details of the Trustees/members of the NGO/VO.

3. STRUCTURE OF PROPOSED SYSTEM

The Scheme will be implemented through the Implementing Agencies as listed in para 5.0. The Agencies will be given financial assistance for purchase, fabrication and distribution of such standard aids and appliances that are in conformity with the objectives of the Scheme. The Implementing Agencies will take care of/ make suitable arrangements for fitting and post-fitting care of aids and assistive devices distributed under the Scheme. They will give wide publicity of the distribution of such aids and appliances to PwDs. Further, before the distribution camp they will inform the District Collector, BDO, local public representatives, State Government and the Department of Empowerment of Persons with Disabilities (Divyangjan) about the date and the location of the camp. After the camps, they shall upload the list of beneficiaries and details of aids and assistive devices on the Management Information System (MIS) of the scheme. The list of beneficiaries shall be prominently displayed on the website of Implementing Agencies as well. Since the process & user flow is outstretched and time-consuming for the users while registering through ADIP website, a mobile app for the people with disabilities to register quite handy and effortlessly would be a great alteration. This app lets the user/person to register themselves or for others under ADIP Scheme and can easily access the process and service through the mobile app itself.

S.Roy, A. Choudhury, J. Mukherjee. [1]The proposed a system to localization of number plate mainly for the vehicles in West Bengal (India) and segmented the numbers as to identify each number separately. This paper presents an approach based on simple and efficient morphological operation and sobel edge detection method. He also presents a simple approach to segmented all the letters and numbers used in the number plate. After reducing noise from the input image we try to enhance the contrast of the binarized image using histogram equalization. We mainly concentrate on two steps; one is to locate the number plate and seco S.Roy, A. Choudhury, J. Mukherjee. [1]The proposed a system to localization of number plate mainly for the vehicles in West Bengal (India) and segmented the numbers as to identify each number separately. This paper presents an approach based on simple and efficient morphological operation and sobel edge detection method. He also presents a simple approach to segmented all the letters and numbers used in the number plate. After reducing noise from the input image we try to enhance the contrast of the binarized image using histogram equalization. We mainly concentrate on two steps; one is to locate the number plate and s

4.SOFTWARE AND ITS SPECIFICATIONS

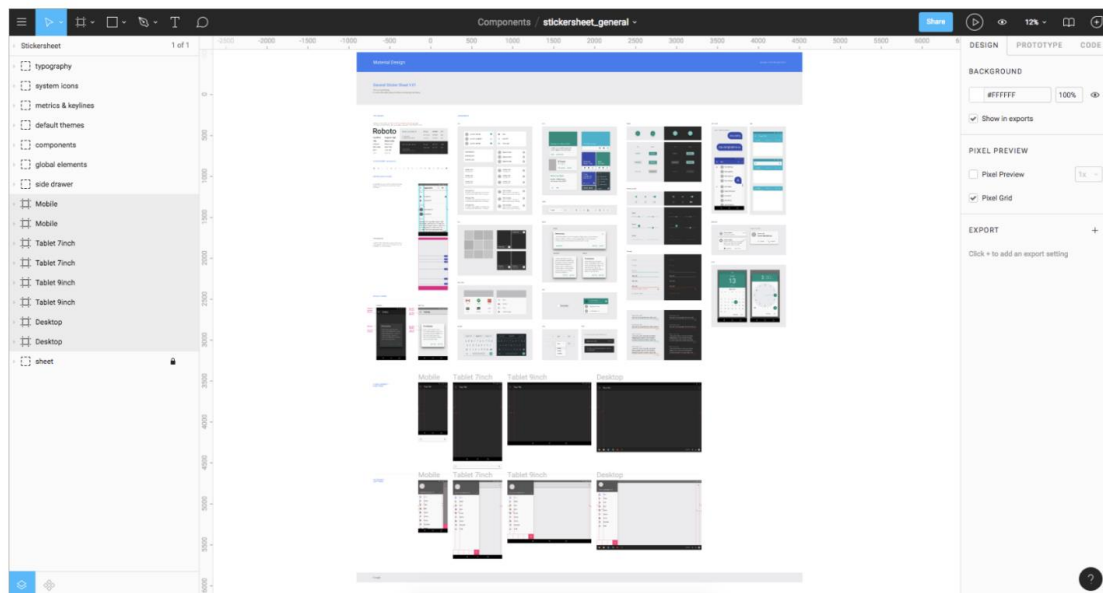
4.1. INTRODUCTION

MOBILE APPLICATION DEVELOPMENT

- Mobile application development is the process to making software for smartphones and digital assistants, most commonly for Android and iOS. The software can be preinstalled on the device, downloaded from a mobile app store or accessed through a mobile web browser. The programming and markup languages used for this kind of software development include Java, Swift, C# and HTML5.
- Mobile app development is rapidly growing. From retail, telecommunications and e-commerce to insurance, healthcare and government, organizations across industries must meet user expectations for real-time, convenient ways to conduct transactions and access information. Today, mobile devices—and the mobile applications that unlock their value—are the most popular way for people and businesses to connect to the internet. To stay relevant, responsive and successful, organizations need to develop the mobile applications that their customers, partners and employees' demand.
- Yet mobile application development might seem daunting. Once you've selected the OS platform or platforms, you need to overcome the limitations of mobile devices and usher your app all the way past the potential hurdles of distribution. Fortunately, by following a few basic guidelines and best practices, you can streamline your application development journey.

4.2 Figma

Figma is a cloud-based design tool that is similar to Sketch in functionality and features, but with big differences that make Figma better for team collaboration. For those skeptical of such claims, we'll explain how Figma simplifies the design process and is more effective than other programs at helping designers and teams work together efficiently.



Figma has a familiar interface that makes it easy to adopt

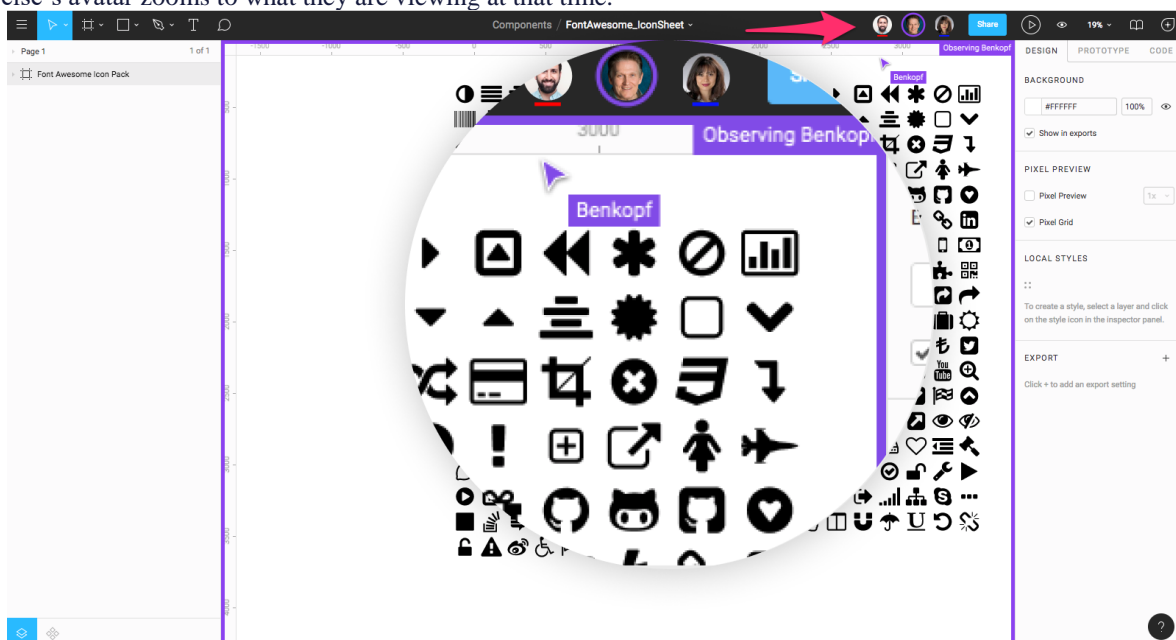
Figma Works on Any Platform

Figma works on any operating system that runs a web browser. Macs, Windows PCs, Linux machines, and even Chromebooks can be used with Figma. It is the only design tool of its type that does this, and in shops that use hardware running different operating systems, everyone can still share, open, and edit Figma files.

In many organizations, designers use Macs and developers use Windows PCs. What does Figma do to help bring these groups together? Figma's universal nature prevents the annoyance of PNG-pong (where updated images are bounced back and forth between design team disciplines). In Figma, there is no need for a mediating mechanism to make design work available to everyone.

Collaboration in Figma Is Simple and Familiar

Because Figma is browser-based, teams can collaborate as they would in Google Docs. People viewing and editing a file are shown in the top of the app as circular avatars. Each person also has a named cursor, so tracking who is doing what is easy. Clicking on someone else's avatar zooms to what they are viewing at that time.



While collaborating in Figma, you can click anyone's avatar to see their view.

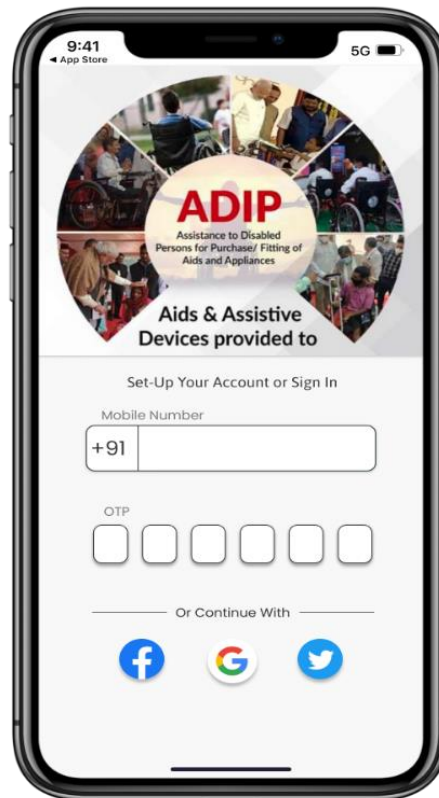
Real-time file collaboration helps mitigate “design drifting”—defined as either misinterpreting or straying from an agreed-upon design. Design drifting usually happens when an idea is conceived and quickly implemented while a project is in progress. Unfortunately, this often leads to deviating from the established design, causing friction and re-work.

What is Figma used for? Using Figma, a design lead can check in to see what the team is designing in real time by simply opening a shared file. If a designer somehow misinterprets the brief or user story, this feature allows the design led to intervene, correct course, and save countless hours that would have otherwise been wasted. (By comparison, teams using Sketch have no immediate way of telling if designers are going astray.)

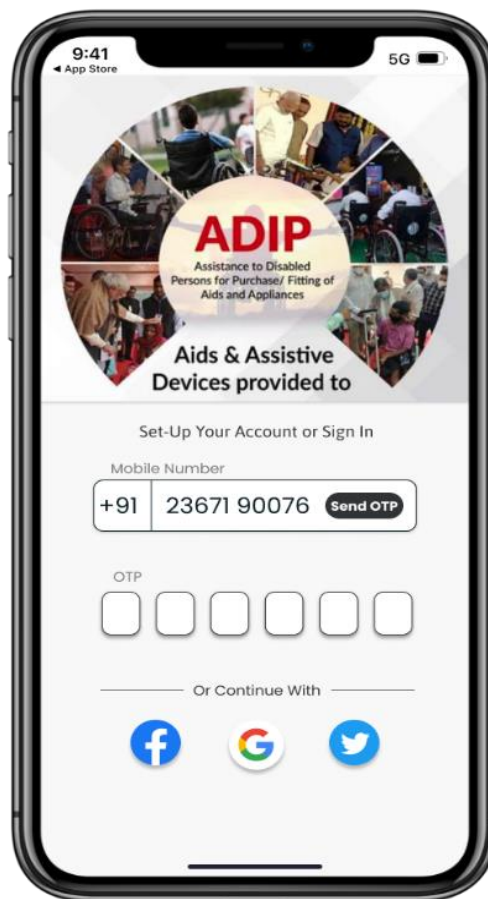
- Figma Uses Slack for Team Communication
- Figma Sharing Is Uncomplicated and Flexible
- Embedded Figma Files Provide Real-time Updating
- Figma Project Files Reside in One Place—Online
- Figma APIs Provide Third-party Tool Integration
- Figma's Team Libraries Are Ideal for Design Systems

5. Working

Step 1:



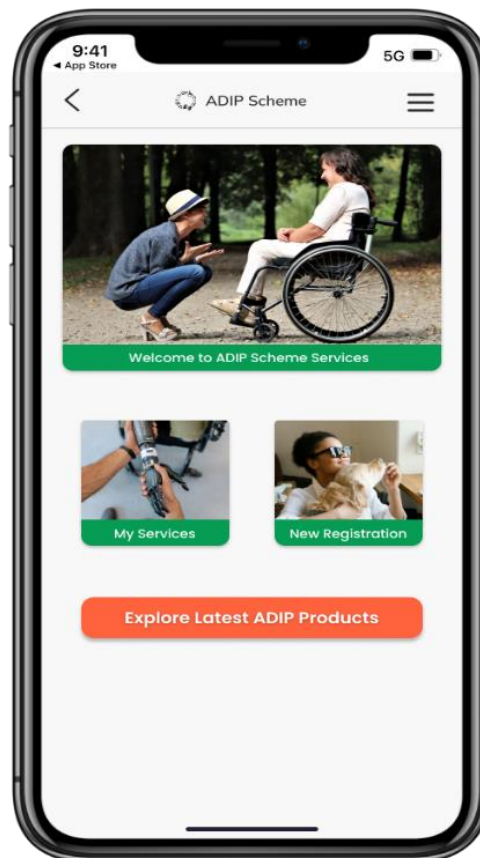
Step 2:



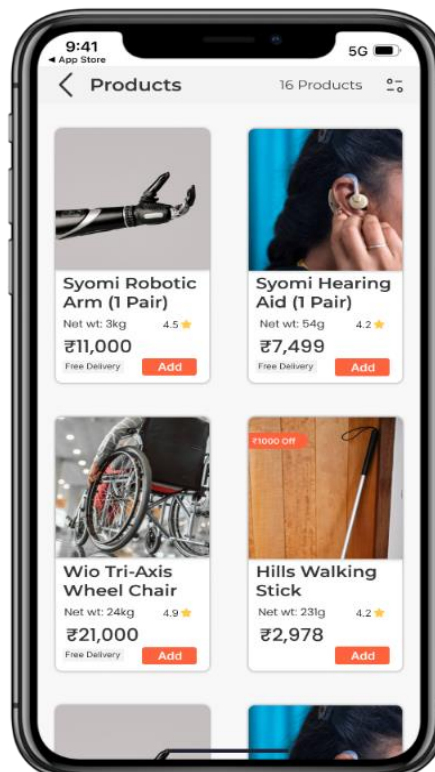
Step 3:

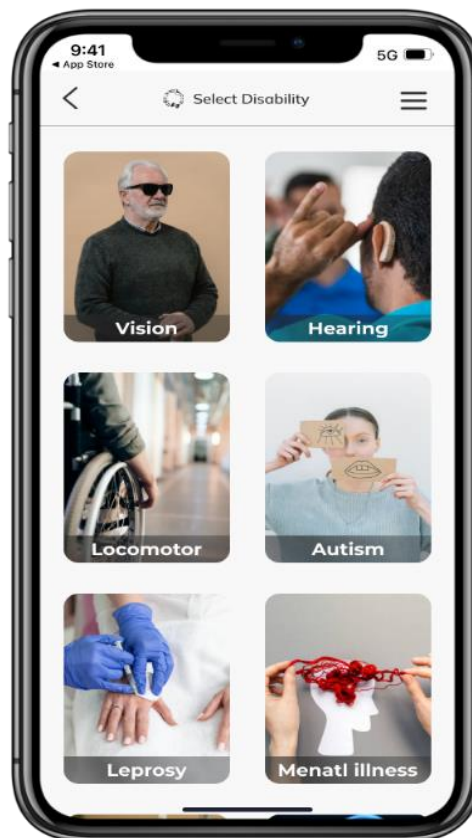


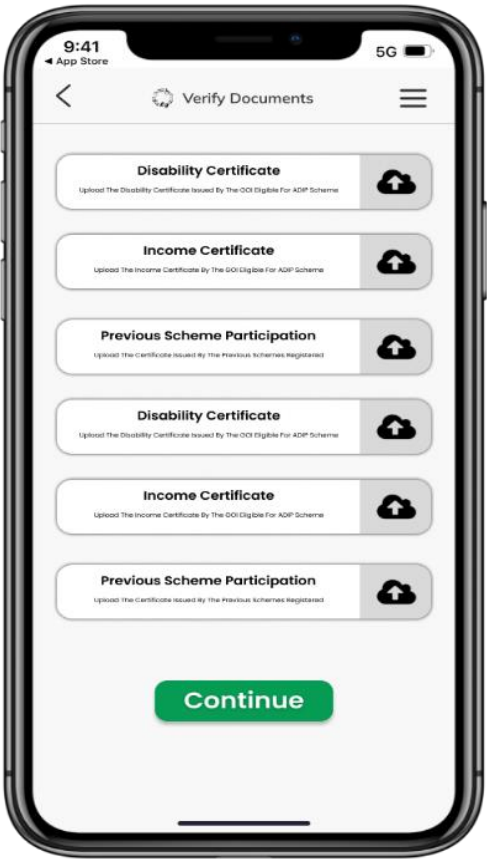
Step 4:



Step 5:



Step 6:**Step 7:****Step 8:**



Step 9:

9:41 5G

App Store

Add Address

H.No / Plot No.
23-98/0/N

Street Line
Chatrapathi Shivaji Colony

Area / Town / Locality
Maredmulli Town

City
Lorem Ipsum

State
Telangana

PinCode
500089

Continue

Step 10:

9:41 5G

App Store

Agent Verification

Pick a Slot For Agent Verification

13th November, Sunday

12:30 PM 1:30 PM 2:30 PM
3:30 PM 4:30 PM 5:30 PM

14th November, Monday

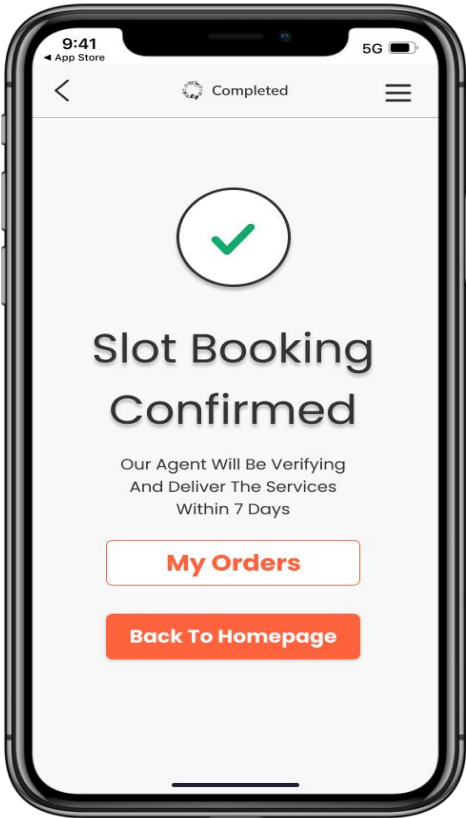
12:30 PM 1:30 PM 2:30 PM
3:30 PM 4:30 PM 5:30 PM

15th November, Tuesday

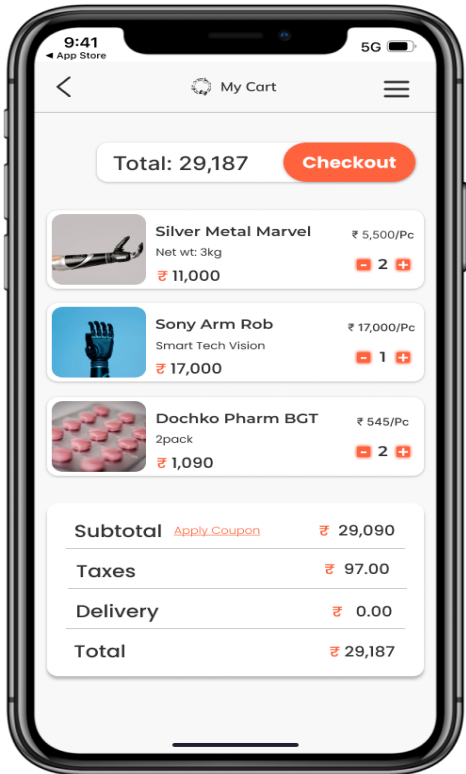
12:30 PM 1:30 PM 2:30 PM
3:30 PM 4:30 PM 5:30 PM

Continue

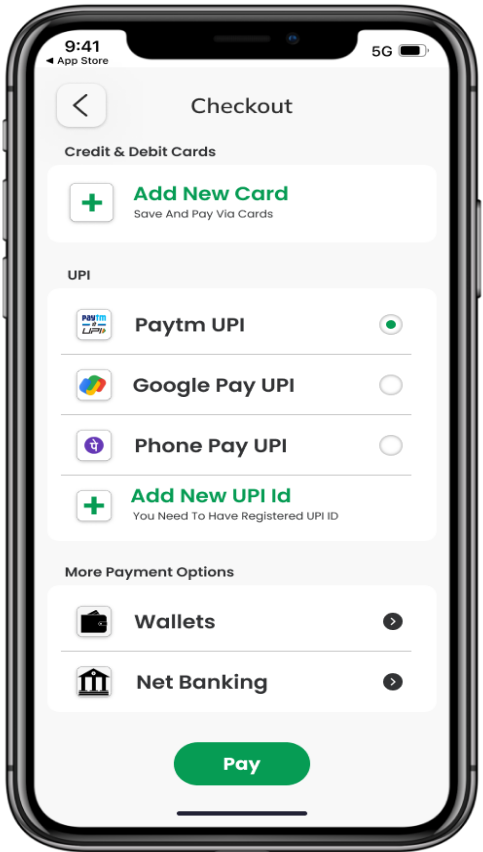
Step 11:



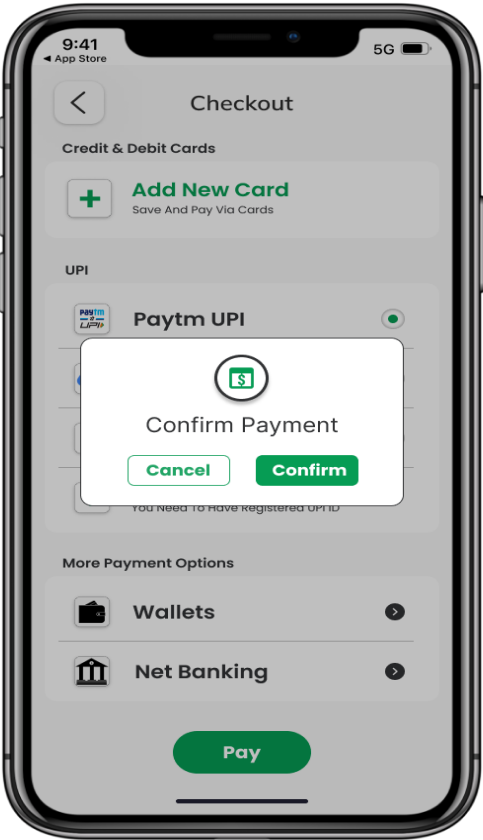
Step 12:



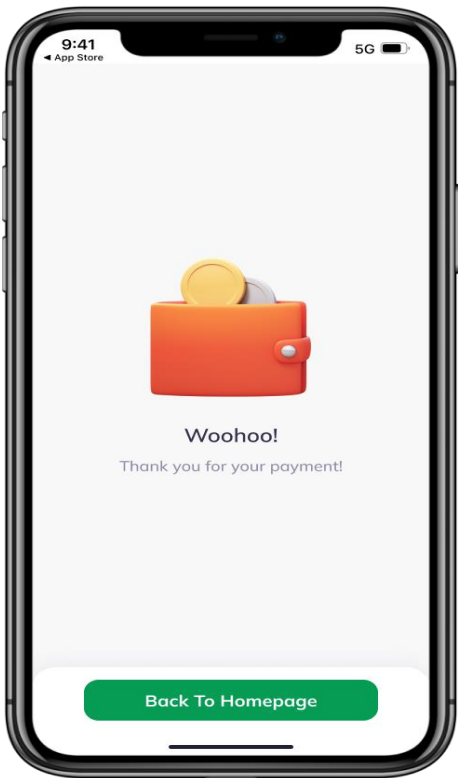
Step 13:



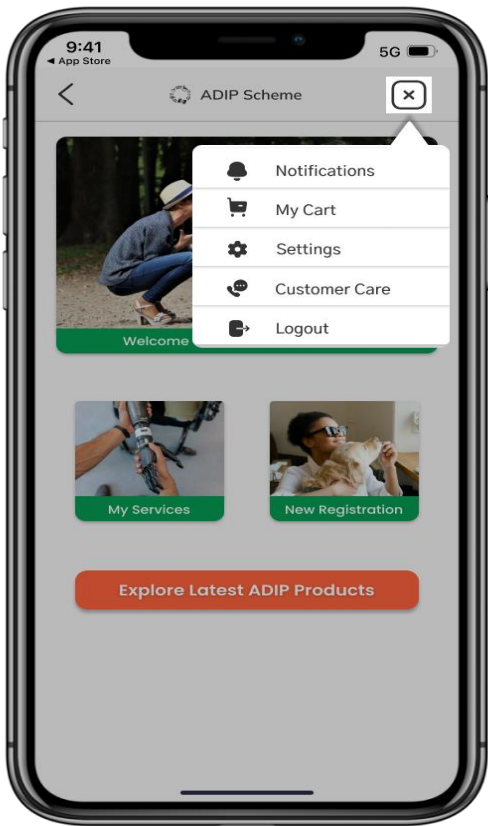
Step 14:



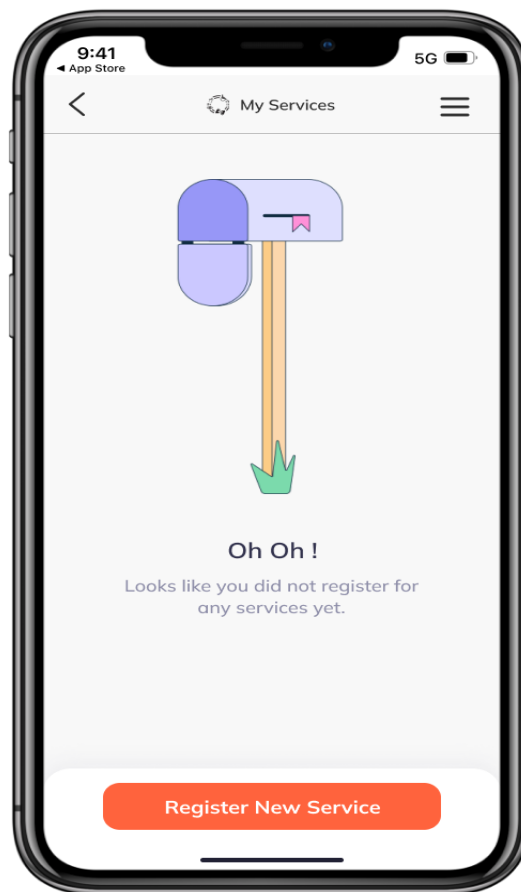
Step 15:



Step 16:



If The Process Is Unsuccessful:
Step 17:



6.Results

The user interface of the app is designed and the developing process starts when the government API key is set for the server registration and also. The backend process to be done by approval on the government scheme policy.

7.ADVANTAGES:

- To interact, engage, and communicate better with the eligible disabled customers, this app can become the better option because it works faster than a website. When a maximum number of users access this app, one can easily boost the application's download rates and experience more profit.
- This app is developed to perform several activities such as registering for scheme, knowing the benefits, tracking their application status and any recent updates from the government.
- Various data related to the users is collected and stored in the database and can be used in future for further updates for the users to make them eligible for updated benefits.
- It is easy to use and convenient for users to register and get the updates related to scheme by themselves instead of using the website.
- This app can be accessed by anyone at any time as everyone carries their mobile everywhere now a days.

8.DISADVANTAGES:

- Design of the application is complex.
- Cost to create this application is high.
- Frequent updates are required for the app as the government update the scheme on regular basis for the benefits of disabled persons.
- Website is usually faster than the application.
- Access might be denied in some cases as all the data is under the control of the government and if it falls in the wrong hands, it causes trouble to the users.

9.CONCLUSION:

Finally, we conclude that the main focus of this project is to extensively Research design of the existing website into mobile application.

The following are the areas in which we have researched and approached for the app design

- 1) Finding and extracting the user problem for the current website user interface
- 2) Finally, ideating the problems and innovating the new app design for the users.

10.FUTURE SCOPE:

- The future work will involve in recognizing the individual characters from the PD card issued by the government.
- This mainly uses in disabilities schools and NGO's
- It can be used for the tracking down the services for the users

REFERENCES:

- 1) <https://disabilityaffairs.gov.in/upload/uploadfiles/files/Revised%20ADIP%20Scheme%202022%20English.pdf>
- 2) https://disabilityaffairs.gov.in/upload/uploadfiles/files/ADIP%20Evaluation%20RFP%20Document%20dated%2017_07_2018.pdf
- 3) <https://disabilityaffairs.gov.in/content/page/adip.php>
- 4) <https://www.aspireias.com/daily-news-analysis-current-affairs/Rashtriya-Vayoshri-Yojana-and-ADIP-Scheme>
- 5) <https://www.adda247.com/upsc-exam/adip-scheme/>