

EVALUATION OF SATISFACTION OF DENTURES AMONG COMPLETELY EDENTULOUS PATIENTS AFTER DENTURE DELIVERY

R. Kalai Selvi Ravishankar

Undergraduate

SAVEETHA INSTITUTE OF MEDICAL AND TECHNICAL SCIENCES

162, Poonamallee High Road

Chennai-600095, India.

Corresponding Author

Dr.Revathy Gounder

Department of prosthodontics

SAVEETHA INSTITUTE OF MEDICAL AND TECHNICAL SCIENCES

162, Poonamalle high road, Velapanchavadi,

Chennai-600095, India

TOTAL NUMBER OF WORDS 2123

Abstract: The Aim of this study is to evaluate the satisfaction among completely edentulous patient after denture delivery. Complete denture procedure has become one of the most necessary treatment in elderly edentulous patients. Patient satisfaction with their dentures is fundamental in improving oral health related quality of life among edentulous individuals. Many factors contributes in achieving the satisfaction level of the patient. The factors include patients personality, satisfaction so depends on functions such as aesthetics, phonation and mastication .hence it is important to evaluate the satisfaction of complete dentures after delivery. To understand about the satisfaction of complete dentures in edentulous patients after denture delivery and to correct if patient has any discomfort regarding the dentures.

Keywords: dentures, oral health, dentist, aesthetics, satisfaction

INTRODUCTION

A Complete Denture is a removable prosthesis that replaces all teeth within an arch, thus some patients have only an upper denture, some only a lower and some have both upper and lower complete dentures.

Advantages of Complete Dentures

Least costly treatment for replacing all teeth in an entire arch

Esthetically pleasing

Shortest treatment time from start to finish

Disadvantages of Complete Dentures (1,2)

They can feel very bulky, particularly upper dentures which cover the entire roof of the mouth

Lower dentures are rarely as stable as upper dentures because of various muscles, including the tongue, which all shift and dislodge the denture

Not all mouths are created equal when it comes to denture retention . . . thus, no matter how good a denture is made, some patients will never be able to have a comfortable and stable denture due to the anatomy of their jaws. Other options exist to help such patients obtain stable dentures.(3)

A patient's jaw changes over time and dentures have to be relined occasionally to remain stable.

Dentures can help patients through:

Mastication or chewing ability is improved by replacing edentulous areas with denture teeth.(4)

Aesthetics, because the presence of teeth gives a natural appearance to the face, and wearing a denture to replace missing teeth provides support for the lips and cheeks and corrects the collapsed appearance that results from the loss of teeth.

Pronunciation, because replacing missing teeth, especially the anteriors, enables patients to speak better. There is especially improvement in pronouncing words containing sibilants or fricatives.

Self-esteem, because improved looks and speech boost confidence in the ability to interact socially (5).

Types of Complete Dentures

Conventional Dentures

This style of Complete Denture involves having all of the teeth removed for at least 8 weeks prior to beginning fabrication of the denture. This allows the tissues to heal from the extractions so that the denture will fit accurately and the tissue underneath the denture is no longer healing and changing shape.

Fabricating Complete Dentures in this way is very accurate, however if a patient does not already have a denture, they would be without teeth during this time. Understandable so, most patients do not want to function without teeth during this time. This is where Immediate Dentures come into play.(6)

Immediate Dentures

This style of Complete Denture involves extracting all of the teeth behind the canines (eye teeth) and allowing the tissue to heal for 8 weeks. Thus, the patient can still smile during the healing phase. The denture is then fabricated. Once completed, the patient is scheduled to have the remaining teeth extracted and the denture delivered on the same day. This means that the patient is never without front teeth.(7)

Immediate Dentures will usually need to be relined within 3-6 months because of tissue changes that take place following the extractions completed at day of denture delivery.

Over-Dentures

Over-Dentures utilize either existing teeth or dental implants to rest a denture over to aid in retention and stability. There are many different ways design over-dentures. Many are fabricated to literally "snap" into place. Refer to the "Snap-In' Dentures" page of this website for more information.(8)

BACKGROUND

Complete dentures are used for completely edentulous patients for restoring certain functions such as aesthetics, mastication, phonetics etc. For the success of a complete denture, patients satisfaction is one of the major factor. This survey includes the satisfaction of completely edentulous patients after denture delivery. There are various factors that has an impact on the satisfaction of complete dentures. The main factors that include the satisfaction of patients after denture delivery are the appearance of the denture, the retention of denture and how stable the denture stays in place. (9)

Principles of complete dentures are

Support is the principle that describes how well the underlying mucosa keeps the denture from moving vertically towards the arch in question during chewing, and thus being excessively depressed and moving deeper into the arch. For the mandibular arch, this function is provided primarily by the buccal shelf, a region extending laterally from the back or posterior ridges, and by the pear-shaped pad. Secondary support for the complete mandibular denture is provided by the alveolar ridge crest. The maxillary arch receives primary support from the horizontal hard palate and the posterior alveolar ridge crest. The larger the denture flanges the better the stability. Long flanges beyond the functional depth of the sulcus are a common error in denture construction, often leading to movement in function, and ulcerations.(10)

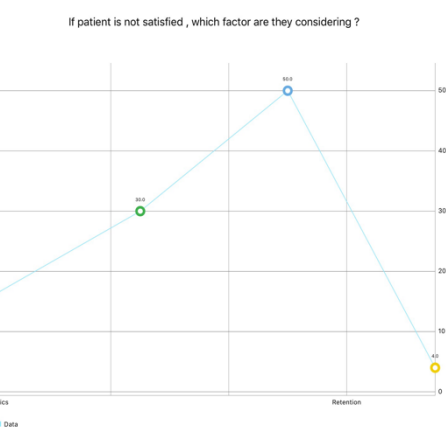
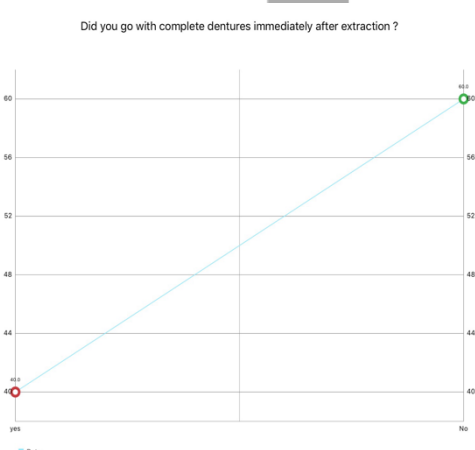
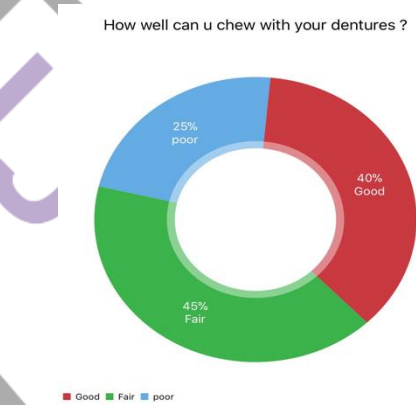
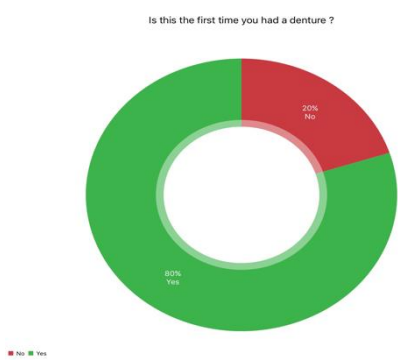
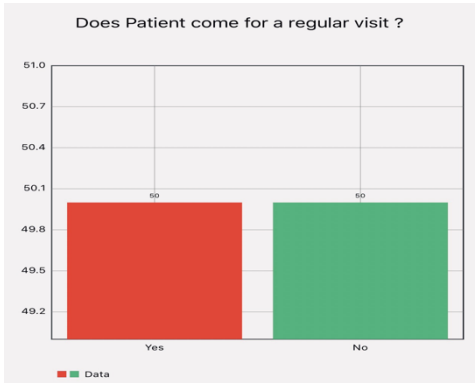
Stability is the principle that describes how well the denture base is prevented from moving in a horizontal plane, and thus sliding from side to side or front to back. The more the denture base is in smooth and continuous contact with the edentulous ridge, the better the stability. Of course, the higher and broader the ridge, the better the stability will be, but this is usually a result of patient anatomy, barring surgical intervention. (11)

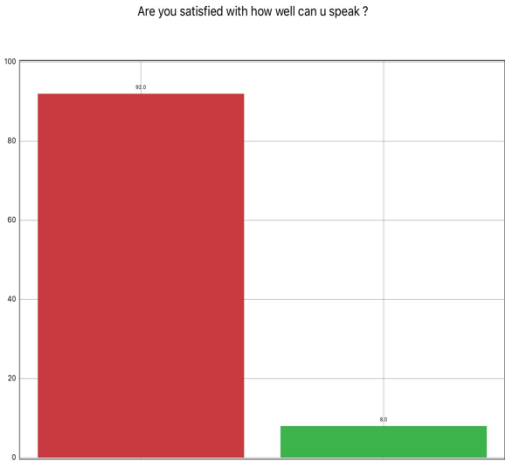
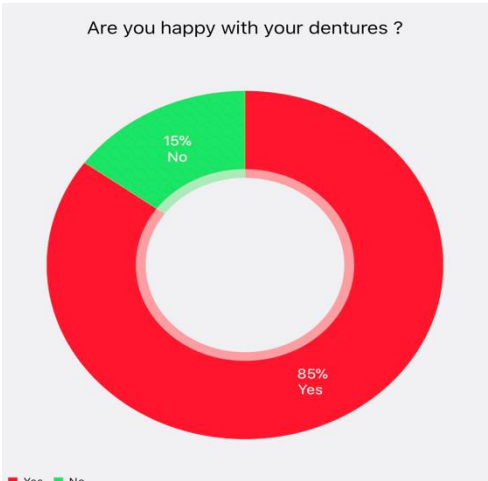
Retention is the principle that describes how well the denture is prevented from moving vertically in the opposite direction of insertion. The better the topographical mimicry of the interior surface of the denture base to the surface of the underlying mucosa, the better the retention will be, as surface tension, suction and friction will aid in keeping the denture base from breaking intimate contact with the mucosal surface. It is important to note that the most critical element in the retentive design of a maxillary complete denture is a complete and total border seal in order to achieve 'suction'. The border seal is composed of the edges of the anterior and lateral aspects and the posterior palatal seal. The posterior palatal seal design is accomplished by covering the entire hard palate and extending not beyond the soft palate and ending 1–2 mm from the vibrating line.(12-16)

MATERIALS AND METHODS

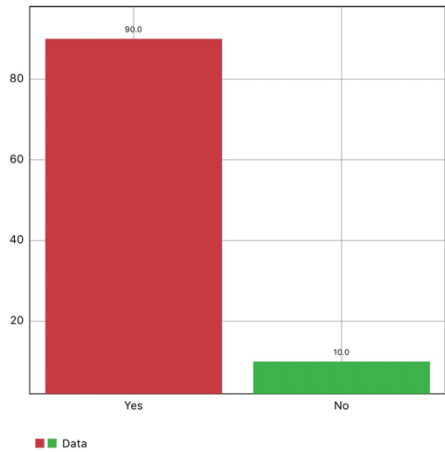
A survey was conducted to evaluate the satisfaction among completely edentulous patient after denture delivery .This survey was conducted among complete denture patients using a self administered questionnaire to investigate participants about the satisfaction of patients after denture delivery .The questionnaire consisted of 10 questions which were closed end type and the dentist was asked to chose one among them. A total of 50 patients participated in the survey. The data was collected and analysed statistically. The most common answer was described in terms of percentage. The questionnaire includes questions like , whether they had dentures before , previous experiences about dentures, satisfaction of the appearance and look of dentures , satisfaction of mastication , phonetics and are they experiencing any pain with the dentures ,how well do they feel after wearing dentures , problems faced by dentures and so on.

RESULT

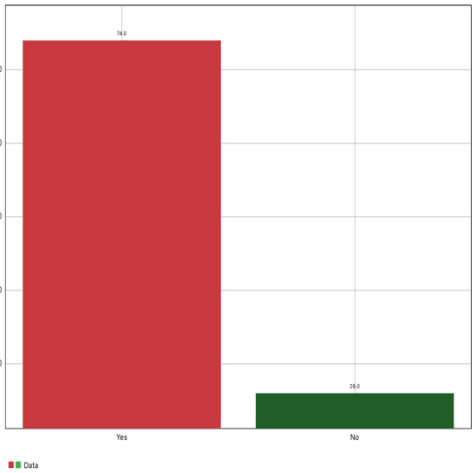




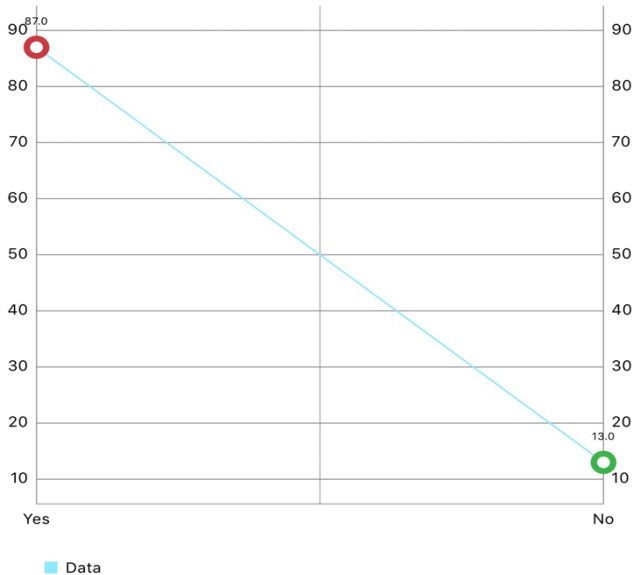
Has your self confidence increased since receiving...



Are you satisfied with the way that denture stays in place ?



Is it easy for you to place and remove your dentures ?



According to the survey 85% of the patient says that they are happy with their dentures and 15% says that they are not happy with dentures

45% of says fair 40% says good and 25% says poor with their dentures

80% says that is the first time they had denture and 20% says that denture is not their first time

90% of the patients says their self-confidence increased since receiving and the rest 10% of patients says that their self confidence didn't increase since receiving

92% of patient says they were satisfied well when they speak and 8% of patient says they were not satisfied when they speak

90% of patient says that it was easy to place and remove their dentures and the rest 10% says it wasn't easy when they place and remove dentures

60% of patient says that they didn't complete dentures immediately after extraction and the rest 40% says that they had complete dentures immediately after extraction

50% patient comes for a regular visit and 50% doesn't come for a regular visit

74% patient were satisfied with dentures stays in place and 26% patient were not satisfied with dentures stays in place

87% patient says it was easy for them to place and remove their dentures and 13% patient says it was not easy for them to place and remove dentures

DISCUSSION

According to the survey 85% of the patient says that they are happy with their dentures and 15% says that they are not happy with dentures. 15 in 100 patients are not satisfied with the denture after the delivery of the dentures which are due to various reasons. The reasons included improper retention, ill fitting dentures, phonetics etc. 45% of says fair 40% says good and 25% says poor with their dentures. 25% of patients rated their denture are poor after they started wearing them. 80% says that is the first time they had denture and 20% says that denture is not their first time. Almost 90% of the patients feel easy to remove and use their dentures. Few patients had a complaint of difficulty in swallowing. Almost 50% of the patients come for review to know the status of their dentures. Around half of the people come for regular check up of their dentures for the proper maintenance of their dentures. All these different problems arising for the patients are due to various reasons. Those reasons include loose dentures, any irritation caused by denture, improper retention, uncomfortable feel because of the use of dentures etc. Stober T, Danner D, Lehmann F, Séché AC, Rammelsberg P also supports about the patient satisfaction after delivery of the complete dentures. Marachlioglou CR, Dos Santos JF, Cunha VP, Marchini L says about the . Expectations and final evaluation of complete dentures by patients, dentist and dental technicians. Fenlon MR, Sherriff M, Newton JT talks about the influence of personality on patients' satisfaction with existing and new complete dentures. Shrivastava R, Srivastava R, Shigli K, Prashanth MB, Kumaraswamy BN, Nethravathi TD studies about the Assessment of dental anxiety and its correlation with denture satisfaction in edentulous patients.

CONCLUSION

This survey was done to evaluate the satisfaction of the complete denture patients after the delivery of the dentures. To understand about the satisfaction of complete dentures in edentulous patients after denture delivery and to correct if patient has any discomfort regarding the dentures. There are various factors in which the patient may have a problem after wearing the dentures which should be rectified for the satisfaction of the patients. And there are various factors which should be kept in mind in the making of process of complete dentures like the impressions and various steps and after the fabrication of complete denture for a happy patient.

REFERENCES

1. Carlsson GE. Facts and fallacies: an evidence base for complete dentures. Dent Update. 2006;33(3):134-6, 138-40, 142.
2. Carlsson GE, Omar R. The future of complete dentures in oral rehabilitation. A critical review. J Oral Rehabil. 2010;37(2):143-56.
3. Stober T, Danner D, Lehmann F, Séché AC, Rammelsberg P, Hassel AJ. Association between patient satisfaction with complete dentures and oral health-related quality of life: two-year longitudinal assessment. Clin Oral Investig. 2012;16(1):313-8.
4. Carlsson GE, Ortorp A, Omar R. What is the evidence base for the efficacies of different complete denture impression procedures? A critical review. J Dent. 2013;41(1):17-23.
5. Marachlioglou CR, Dos Santos JF, Cunha VP, Marchini L. Expectations and final evaluation of complete dentures by patients, dentist and dental technician. J Oral Rehabil. 2010;37(7):518-24.
6. Hantash RO, AL-Omiri MK, Yunis MA, Dar-Odeh N, Lynch E. Relationship between impacts of complete denture treatment on daily living, satisfaction and personality profiles. J Contemp Dent Pract. 2011;12(3):200-7.

7. Fenlon MR, Sherriff M, Newton JT. The influence of personality on patients' satisfaction with existing and new complete dentures. *J Dent*. 2007;35(9):744-8.
8. Lechner SK, Roessler D. Strategies for complete denture success: beyond technical excellence. *Compend Contin Educ Dent*. 2001;22(7):553-9; quiz 60.
9. Shrivastava R, Srivastava R, Shigli K, Prashanth MB, Kumaraswamy BN, Nethravathi TD. Assessment of dental anxiety and its correlation with denture satisfaction in edentulous patients. *J Contemp Dent Pract*. 2012;13(3):257-60.
10. Fenlon MR, Sherriff M. Investigation of new complete denture quality and patients' satisfaction with and use of dentures after two years. *J Dent*. 2004;32(4):327-33.
11. Allen PF, McMillan AS. A review of the functional and psychosocial outcomes of edentulousness treated with complete replacement dentures. *J Can Dent Assoc* 2003;69:662.
12. Berg E. Acceptance of full dentures. *Int Dent J* 1993;43:299-306.
13. Kalk W, de Baat C. Patients' complaints and satisfaction 5 years after complete denture treatment. *Community Dent Oral Epidemiol* 1990;18:27-31. [crossref\(new window\)](#)
14. van Waas MA. The influence of psychologic factors on patient satisfaction with complete dentures. *J Prosthet Dent* 1990;63:545-8. [crossref\(new window\)](#)
15. Garrett NR, Kapur KK, Perez P. Effects of improvements of poorly fitting dentures and new dentures on patient satisfaction. *J Prosthet Dent* 1996;76:403-13.
16. Jones pm, complete denture and associated soft tissue diseases. *J Prosthet Dent*. 1976 Aug;36(2):136-49.
17. Dentures, 1790–1799, George Washington's Mount Vernon Estate, Museum and Gardens

