

Nanotechnology in herbal drug : a review

Rupali Sanjay patare

Assistant professor-Rajeshree khandre
Pratibhatai Pawar College of Pharmacy,shrirampur

Abstract : Herbal drug treatments were used from years at some point of the world; specially in India, herbal medicines are in excessive demand. The use of natural drug treatments has multiplied due to their capacity to treat exclusive illnesses with fewer aspect effects. The improvement of novel drug shipping device(NDDS) is of tremendous significance to conquer diverse constraints like negative bioavailability, invivo stability, aqueous insolubility, intestinal absorption and unspecific web website online of action. The integration of the Nano technology as a NDDS in conventional device of medication enriches the ability of herbal drugs for treating persistent illnesses which includes most cancers and impair release. The synthesis of nanoparticles may be done via way of means of adopting the unconventional methodologies which includes Polymer nanoparticle, Magnetic nanoparticle and Metallic nanoparticle relying on function of the nanoparticles. The superior technology will shed lighting fixtures for characterizing the nanoparticles to decide the toxicity profiles for his or her bodily and chemical properties. This assessment article will offer a brief discussion of Nanoparticles synthesis, characterization via way of means of diverse strategies for manufacturing and its future effect of nanotechnology.

Keywords: NDDS, polymer, nanoparticle, herbal medicine, nanocarriers, herbal remedies, DDS, liposome, nanospheres

INTRODUCTION:

Herbal medicines have been widely used worldwide since ancient times and have been recognized by physicians and patients for their better therapeutic values as they have fewer adverse effects as compared to modern medicines. Medicinal plants are now getting more attention than ever because they have potential of providing large benefits to society or indeed to all mankind, especially in the line of medicine. The herbal treatment helps to increase the therapeutic value by reducing the toxicity and side effects of drugs at the same time it also increases the bioavailability. In this approach nanotechnology plays a great role and the use of nanotechnology in herbal medicine and more specifically in drug delivery is set to spread rapidly. Nano herbal drug delivery systems have a potential future for enhancing the activity and overcoming the problems associated by medicinal plants. So, the herbal nanocarriers help to treat the dangerous diseases like cancer, Diabetes etc. For a long time, herbal medicines were not considered for development of novel formulations due to lack of scientific justification and processing difficulties but modern phytopharmaceutical research can solve the scientific needs (such as determination of pharmacokinetics, mechanism of action, site of action, accurate dose required etc.) of herbal medicines to be incorporated in novel drug delivery system, such as nanoparticles, microemulsions, matrix systems, solid dispersions, etc. The herbal drugs can be utilized in a better form with enhanced efficacy by incorporating them into modern dosage forms. This can be achieved by designing novel drug delivery systems for herbal constituents. Phytosome is a patented technology developed by a leading manufacturer of drugs and nutraceuticals, to incorporate standardized plant extracts or water soluble phytoconstituents into phospholipids to produce lipid compatible molecular complexes [1].

Knowledge and use of flora as natural drugs has happened in numerous populations during human evolution, starting whilst guy turned into mastering to pick out flora for food, and to alleviate illnesses and diseases. However, at some stage in the second one 1/2 of the 20th century, specifically within the Western world, natural drugs have been gradually changed with the aid of using allopathic drugs. Allopathic remedies are presently extra widely used than conventional drugs, specifically in evolved nations. However, maximum growing nations hold to apply those herbal drugs, maximum possibly because acquiring a artificial drug is expensive. According to the World Health Organization, 80% of humans in growing nations rely on conventional medicinal practices to meet and/or complement their simple fitness needs. Currently, in spite of advertising and encouragement from the pharmaceutical industry at some stage in the improvement of allopathic drugs, a huge section of the population in many nations keeps to make use of complementary practices for his or her fitness care. Many of those practices are derived from medicinal flora. However, because of economic, political, and social modifications which have happened worldwide, the healing use of those herbal resources, which can be particularly utilized by folks that can't come up with the money for different remedies, has significantly diminished [2].

Nanotechnology is a sophisticated medical approach within the twenty first century. By studying the connection among nanotechnology and organic medication, the software of nanotechnological techniques for bioavailability enhancement of natural tablets may be delivered about. It is indicated that nanotechnology is one of the quickest developmental, the maximum ability and the far-accomplishing excessive and new era within the gift generation, and it significantly promotes the improvement of organic medication and bioavailability enhancement of natural tablets. With the software of nanotechnology of nanomization of natural tablets, it's going to make the improvement of nanoherbal tablets owning excessive bioavailability, which therefore will open the brand new generation of natural drug discovery. The leap forward on this regard might be executed from the studies of the nanomization of natural tablets towards most cancers and numerous different diseases [3].

NEED FOR NOVEL DRUG DELIVERY SYSTEM “NANO CARRIERS” FOR “HERBAL REMEDIES”

Before reaching to the blood, many constituents of the herbal drugs will be smashed in the highly acidic pH of the stomach and other constituents might be metabolized by the liver. Resultant, the optimum quantity of the herbal drugs may not reach the blood. If the drug does not reach in the optimum amount to the infected region at “minimum effective

level,” then there will be no means to show the therapeutic effect of the drug. Nanocarriers applying to herbal remedies will carry optimum amount of the drug to their site of action bypassing all the barriers such as acidic pH of stomach, liver metabolism and increase the prolonged circulation of the drug into the blood due to their small size. Herbal remedies were selected as feasible drug candidate for delivery through a nano delivery system because of the following properties:

1. Effective chloroform, petrol, acetone, and methanolic extracts are available which may not be suitable for delivery as such.
2. These are the bulk drugs so dose reduction is intended.
3. Currently marketed formulations lack target specificity for various chronic diseases.
4. Some other side effects are associated with currently marketed formulations.
5. Patient non-compliance due to large doses and less effectiveness with the available formulations[4].

As natural novel drug shipping structures have lot of potential, several researchers are running in the direction of growing novel drug shipping structures like mouth dissolving tablets, sustained and extended launch formulations, mucoadhesive structures, transdermal dosage forms, microparticles, microcapsules, nanoparticles, implants etc. of herbs. Some of them are on the laboratory degree and some have reached to the market. Some of the studies paintings done on this place is summarized below. Asoka Life technology Limited released Res-Q, the world’s first poly-natural mouth dissolving tablet, rapid mouth dissolving drug. It has a unique drug shipping device that imparts accelerated efficiency. In Ayurvedic remedy segment, that is the first try to make drug treatments extra powerful in handling continual illnesses. Res-Q is a poly-natural remedy relatively powerful for lung problems and different breathing illnesses like asthma. This specific mouth dissolving drug shipping device guarantees that the drug reaches the blood at once and the first bypass metabolism is bypassed. It dissolves in mouth with the aid of using blending with the saliva and get absorbed. This Res-Q presents comfort from breathing misery inside fifteen minutes [5].

Types of nanoparticles-

Various types of nanoparticles used in nanotechnology on herbal drug they may be followings.

- 1) Polymeric nanoparticle
- 2) Metallic nanoparticles
- 3) Solid lipid nanoparticles
- 4) Ceramic nanoparticle
- 5) Quantum dots nanoparticle
- 6) Liposome nanoparticle

• Polymeric Nanoparticles:

Polymer is a large molecule or macromolecule consisting of repeated sub units. Polymer nanoparticles (PNPS) are defined as dispersions or solid particles with size in the range 10-1000nm. Drug may be dissolved, entrapped, encapsulated or attached to a nanoparticle matrix. Because these systems have very large surface areas, drugs may be absorbed into their surface and effectively carry drugs, proteins and DNA to target cells. Depending upon the method of preparation two types of polymeric nanoparticles are formed [6].

- Nanocapsule
- Nanospheres

Depending at the kind of drug to be loaded withinside the polymeric NPs and their necessities for a unique management route, specific strategies may be used for the manufacturing of the particles. In general, important techniques are employed, namely, the dispersion of preformed polymers or the polymerization of monomers [7].

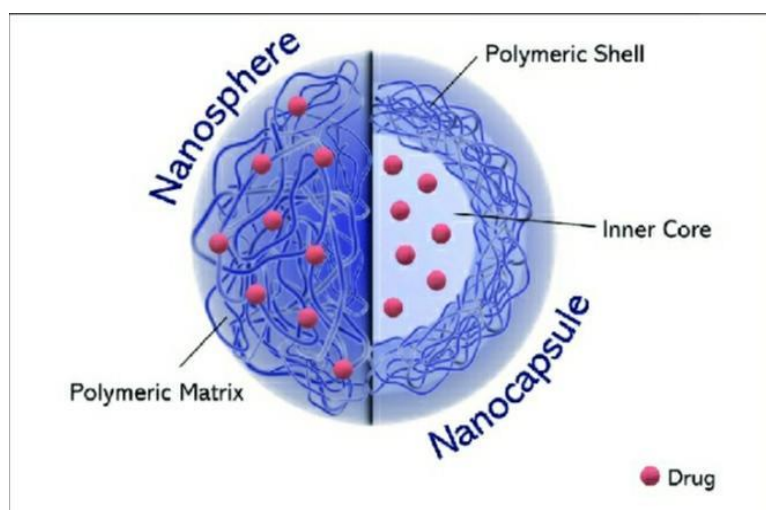


Fig. Polymeric nanoparticle

Metallic Nanoparticles:

Metallic nanoparticle is nanosized metals with the scale variety of 10- 100nm. Metallic nanoparticles have particular traits such as floor Plasmon resonance and optical residences. Gold answer does have a golden yellow coloration, for example, an answer of 20nm gold nanospheres has crimson ruby coloration in which 200nm nanospheres has bluish coloration. The noble metals, particularly

silver and gold, have won tons interest to researchers in diverse branches of technological know-how and generation particularly catalysis, photography, medical subject as anticancer and anti-microbial agents. Faraday (1908) first identified the life of steel nanoparticles in answer and Mie gave the quantitative rationalization in their coloration. In medieval era, steel nanoparticles have been definitely used to beautify cathedral windows. Due to particular residences of noble steel nanoparticles, it has made a unique vicinity withinside the subject of nanotechnology [8].

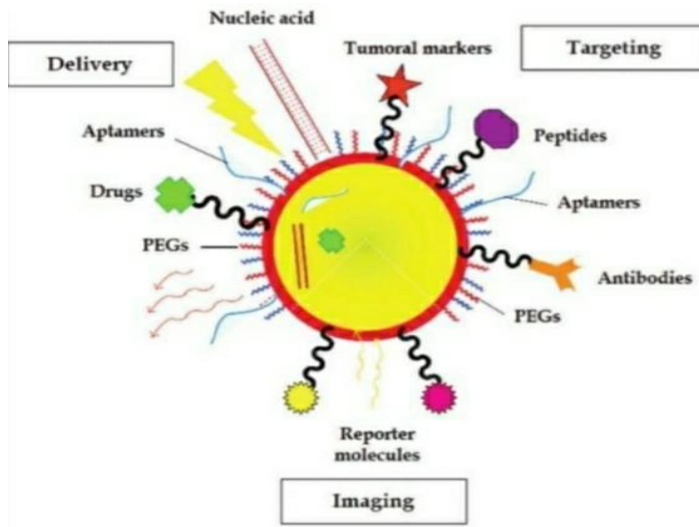


Fig. Metallic nanoparticles [16]

Solid Lipid Nanoparticles:

Nanoparticles of strong lipids (SLN) brought for the first time in December 1991 to be a device of drugs carrier to what referred to as conventional colloidal carriers, that device that consists of nanometer stages of round solid lipid cells, that are regularly scattered in fluid surfactant association or in water. The centered shipping device is one of the hardest study regions in pharmacy [9]. SLNs in particular incorporate lipids which are in strong segment at the room temperature and surfactants for emulsification, the suggest diameters of which range from 50 nm to a thousand nm for colloid drug delivery packages SLNs provide specific houses such as small size, massive floorarea, excessive drug loading, the interplay of stages on the interfaces, and are appealing for his or her ability to enhance performance of pharmaceuticals, neutraceuticals and other substances [23].

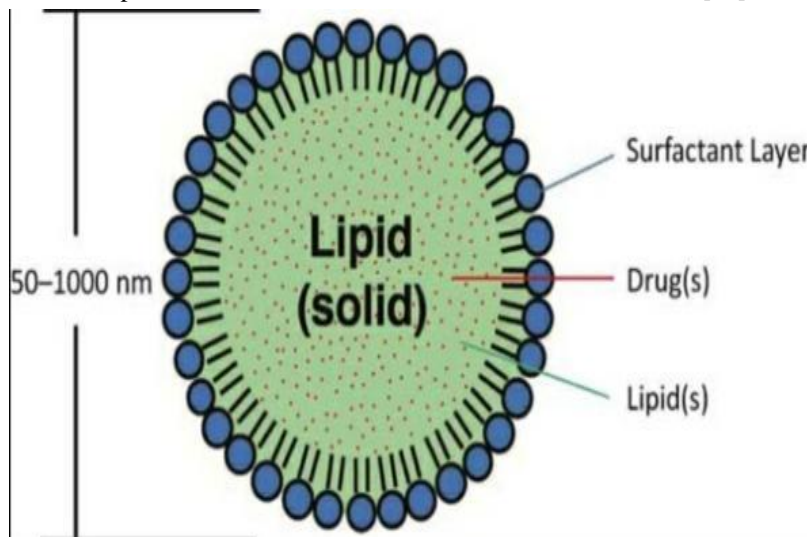


Fig. Solid lipid nanoparticles

• Ceramic Nanoparticles:

Ceramic nanoparticles are inorganic solids made up of carbides, carbonates, oxides, carbides, carbonates and phosphates synthesized via heat and successive cooling. They can be found in polycrystalline, dense, amorphous, polycrystalline, dense, porous or hollow forms. Therefore, these NPs are getting great attention of researchers due to their use in applications such as catalysis, photocatalysis, photodegradation of dyes. By controlling some physical properties, these nanoparticles can be formulated in drug delivery system especially in targetin tumors, glaucoma, and some bacterial infections [10]. Ceramics have now received reputation as bone replacement substances in dentistry and medicine. First successful medical application in human changed into said in 1920 [11]. tumors, glaucoma, and some bacterial infections [10]. Ceramics have now received reputation as

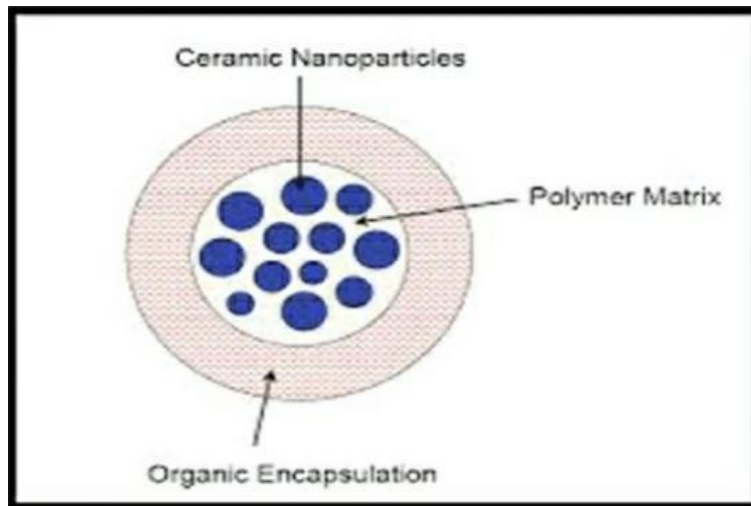


Fig. Ceramic nanoparticle

• **Quantum dots :**

When a stable reveals a wonderful version of optical and electronic residences with a version of particle size < a hundred nm, it could be known as a nanostructure, and is classified as (1) two-dimensional, e. g., thin movies or quantum wells, (2) one-dimensional, e. g., quantum wires, or (3) zero-dimensional or dots. Nanometer-sized crystals often called quantum dots. Typical QD sizes variety among 2-20 nm . However, their diameter must be strictly under 10 nm. The dimensions of QDs rely particularly at the fabric used to put together them [12].

• **Liposomes:**

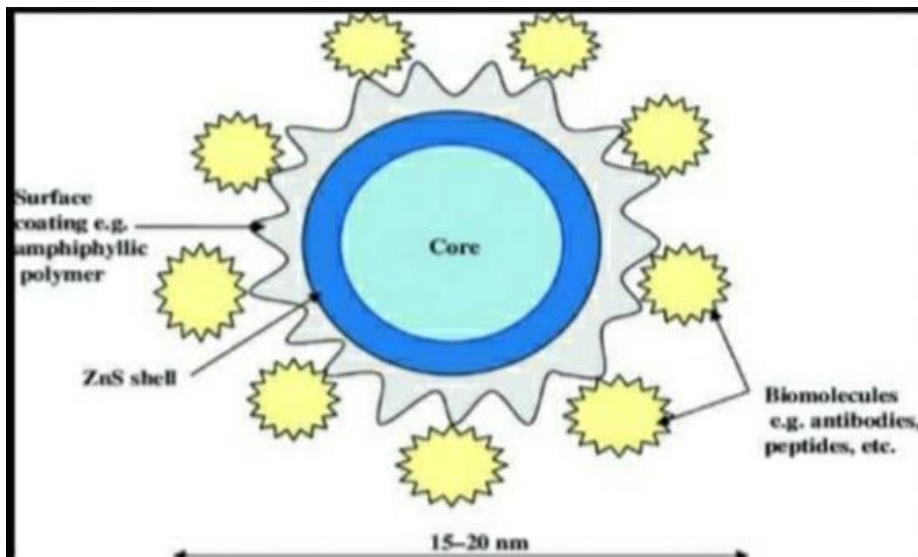


Fig. Quantum nanoparticle [19].

Liposomes are phospholipid vesicles including one or extra concentric lipid bilayers and feature a structural resemblance to cell membranes. They can be designed to keep their bodily residences at body temperature, via right lipid composition using phospholipids with excessive section transition temperature. Besides composition, residences of liposomes are ruled via way of means of numerous different elements which encompass their technique of preparation, size, floor charge, firmness of bilayer and floor functionalization [13]. Liposomes are extensively used as carriers for numerous molecules in cosmetic and pharmaceutical industries. Additionally, food and farming industries have extensively studied the use of liposome encapsulation to grow delivery systems that can entrap unstable compounds (for example, antimicrobials, antioxidants, flavors and bioactive elements) [14].

TECHNIQUES:

The techniques commonly used for the formulation are:

High-pressure homogenization method:

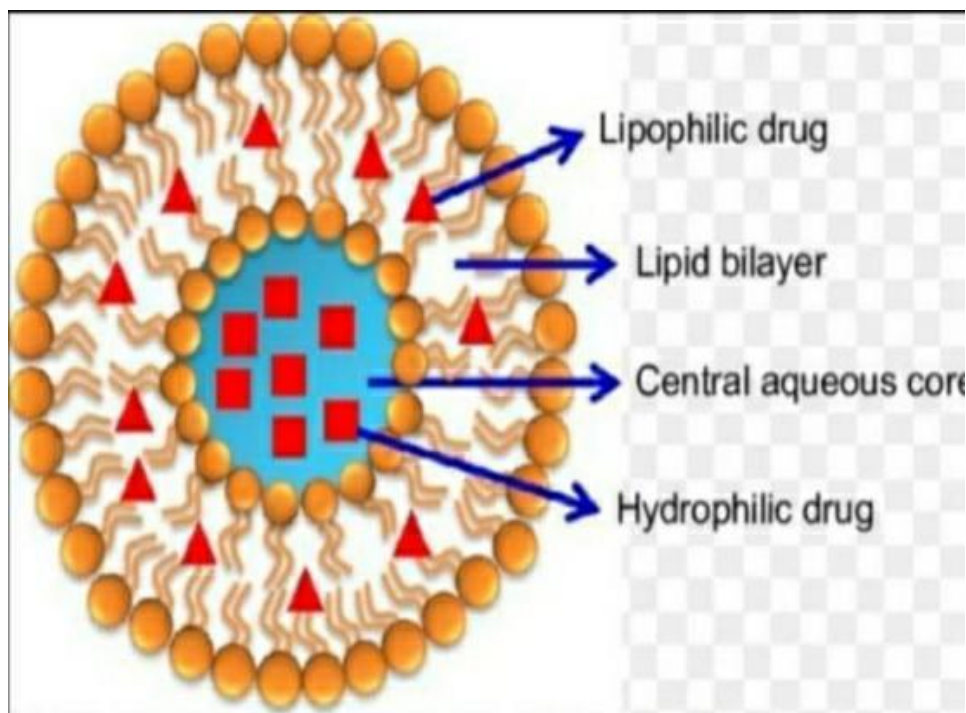


Fig. Liposome nanoparticle [20].

High stress homogenization (HPH) has emerged as a dependable and effective approach for the guidance of SLN. High stress homogenizers push a liquid with excessive stress (100- 2000 bar) via a slender gap. The fluid speeds up on a very quick distance to very excessive velocity (over 1000km/h). Very excessive shear pressure and cavitation forces disrupt the debris down to the submicron range. Typical lipid contents are within the range 5-10% and constitute no hassle to the homogenizer. Even better lipid concentrations (as much as 40%) were homogenized to lipid Nanodispersions [15].

Complex coacervation method:

complicated coacervation method, co-precipitation method, salt- ing-out method, nano precipitation method, solvent emul- sification–diffusion method, Supercritical fluid techniques and high-strain homogenization method. These strategies have given the sturdy electricity to natural merchandise in opposition to degra- dation therefore multiplied the safety & pharmacological pastime of drugs. Nano vendors making use of to natural treatments will deliver op- timum quantity of the drug to their web website online of motion via way of means of passing all of the limitations inclusive of acidic pH of stomach, liver metabolism because of its sNanodispers[16].

Salting-out approach:

This approach is primarily based totally at the solubility of a non-electrolyte in water is reduced upon addition of an electrolyte. Acetone is chosen as water miscible solvent due to its solublizing residences and its widely recognized separation from aqueous answer via way of means of salting out approach with electrolytes. The diffusion of acetone from the droplets is the maximum imp step. This diffusion which takes region on dilution with extra water, can generate interfacial turbulence main to polymer aggregation withinside the shape of nanoparticles [17].

Nanoprecipitation technique or solvent displacement technique:

As decaying nanoparticles meet the developing interest in drug transport applications, a sequence of investigations are underway to apprehend how synthetic nanoparticles are synthesized the use of a transport technique only. This technique is primarily based totally on the position of an inner polymer after sun solvent miscible transfer through water from a lipophilic solution, ensuing in a lower in anxiety among the 2 layers, which will increase floor vicinity and the formation of small droplets of dwelling liquid with out mechanical movement [18].

Emulsion solvent diffusion method:

In this method, weighed quantity drug, polymer and stabilizer are dissolved in glycerol with non-stop stirring. For aqueous segment a gelling agent is dissolved in water with non-stop stirring and heat. The drug containing segment is ultrasonicated. After that the drug segment is introduced dropwise to the aqueous segment with homogenization to shape emulsion. Further the emulsion is decreased to nanodroplets by homogenizer at 5000- 8000 rpm for 1 hour. The prepared emulsion is O/W emulsion. Penetration enhancer is used for growing the performance of the education and the PH is adjusted[19].

Supercritical Fluid Extraction :

(SFE) is one of the methods that can selectively extract specific com-ponents. This method has several privileges such as the simplicity of the solvent recovery from the extrac- ted material, the minimization of losses of materials, high purity of the product, as well as the retention of volatile constituents [1]. On the other hand, and due to high investment requirements comparing to conventional or traditional methods such as solvent ex- traction and steam distillation of the products like ro-sewater, the method is paid less attention. However, one of the disadvantages of this method is the diffi- culty in maintaining a continuous process that is an alternative method to the batch systems in which a considerable decrease in the product amount is achieved. Regarding the fact that

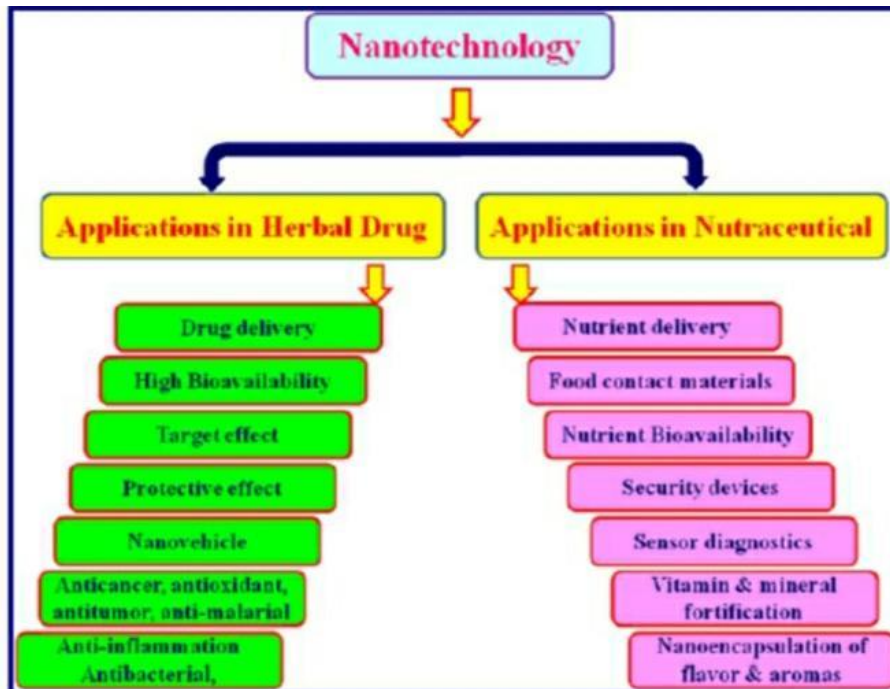
the cost of the syn-thetic products is low, SFE can not compete with these products. The selective advantage of the ex-traction method is the flourishing one. Such advan-tage can easily be achieved depending on the opera-ting conditions [20].

Nanotechnology in natural capsules

Nanotechnology may be used to beautify transport of poorly water soluble naturalcapsules, focused transport in a mobileular or tissue, additionally a cross tight epithelial and endothelial barriers, launch of massive natural molecules, co-transport to 2 or extra capsules and remark of webweb sites of drug transport with the aid of using incorporating natural capsules with imaging modalities . Applications of nanotechnology formulated natural capsules are schematically represented in Figure. Table summarizes the various nanostructured natural formulations, their different packages and organic activities.

Figure. Schematic representation of application of nanotechnology formulated herbal drug and nutraceuticals.

Herbal and nanomedicine researchers have determined that healing nanoparticles (NPs) can offer as extra effective drug transport device than traditional styles of drugs. Nanocarriers transdermal gel (NCTG) become formulated from optimized nanotransfersomes of diclofenac diethylamine (DDEA) and curcumin (CRM) for supplying a sustained and centered. Due to nanoparticulate length of NCTG accomplishing better absorption of the drug plus co management of lecithin; supplyinghy dration gradient to the vesicles,



growth permeabidegradatwhich degrees csurfactant than that from advertised gel and undeniable curcumin gel become reported [27].

As according to the World Health Organization (WHO) document in growing countries, the basic fitness desires of approxi- mately 80% of the populace are met and/or complimented by conventional medicinal drug Currently, thescientific network is focusing at the research related to the bioactivcompounds,its chemical composition and pharmacological ability of numerous plant species, to provide modern lively substances that gift rela- tively minor aspect effects than current molecu- relat-ivelf.

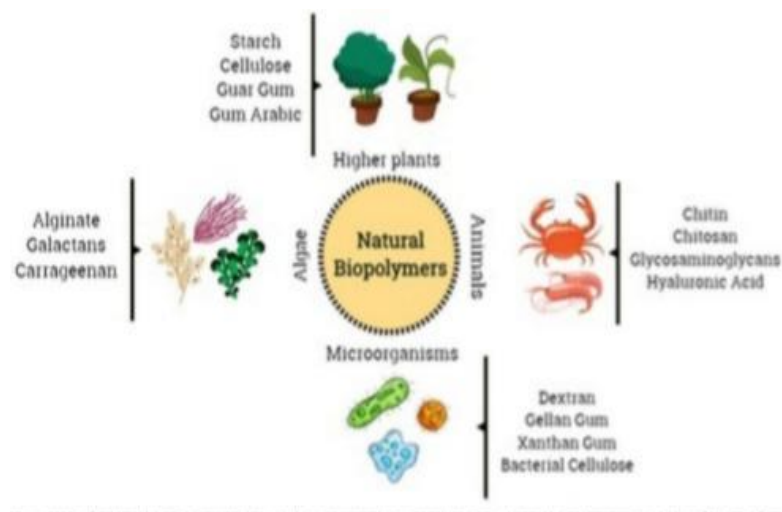


Fig. Different sources of natural biopolymer to be use in nanomedicine applications

Plants are documented as a massive reassets of herbal com-kilos of medicinal significance on account that long term and nonetheless it holds sufficient of assets for the invention of latest and quite efective tablets. However, the invention of lively compounds via

herbal reassets is related to numerous problems because they originate from residing beings whose metabolite composition adjustments within the presence of stress. In this sense, the pharmaceutical industries have selected to mix their efforts within the improvement of artificial compounds. Nevertheless, the range of artificial molecules which are certainly advertised are happening lowering each day and thus studies at the herbal product primarily based totally lively compounds are once more coming to the limelight despite its hurdles. Most of the herbal compounds of financial significance with medicinal ability which are already being advertised were determined in higher plant life. Several tablets that still own herbal healing dealers of their composition are already to be had commercially; their packages and names are as follows: malaria remedy. Alzheimer's disorder remedy most cancers remedy (Paclitaxel® and its analogues derived from the *Taxus brevifolia* plant; vinblastine and vincristine extracted from *Catharanthus roseus*; camptothecin and its analogs derived from *Camptotheca acuminata* Decne), liver disorder remedy. The composition and hobby of many herbal com-kilos have already been studied and established. The alkaloids, flavonoids, tannins, terpenes, saponins, steroids, phenolic compounds, amongst others, are the bio-lively molecules located in plant life. In addition, they are able to alternate the homes and behavior of a compound in the bio-logical system. Besides, bringing advantages to the compound relative to the solubility and balance of the compounds, launch structures direct the compound to the precise site, growth bioavailability and amplify compound action, and combine molecules with various tiers of hydrophobicity/lipophilicity. Also, there's evidence that the affiliation of launch structures with herbal compounds can also additionally assist to put off the improvement of drug resistance and consequently performs an vital position. The natural product based completely materials are of classes which is probably targeted to precise location and released with in the precise web websites to deal with a number of diseases and which is probably in particular carried out within the synthesis process. Most of the research is meant for treatment in competition to the maximum cancers disease, given that it's miles the maximum motive of lack of lifestyles worldwide now-a-days. In case of the maximum cancers disease, different organs of the body are affected, and therefore the need for the development of an applicability medicine to purpose the cancerous cells is the maximum priority. Many of the present day researchers, however, a number of applications of Nano medication to specific ailments is also being on. These delivery systems are categorized in terms of their ground charge, particle period, period dispersion, shape, balance, encapsulation capacity and natural movement which is probably in addition carried out as in keeping with their requirements. Some examples of natural compounds obtained from higher flora and their makes use of within the nanomedicine area are described in Figure.

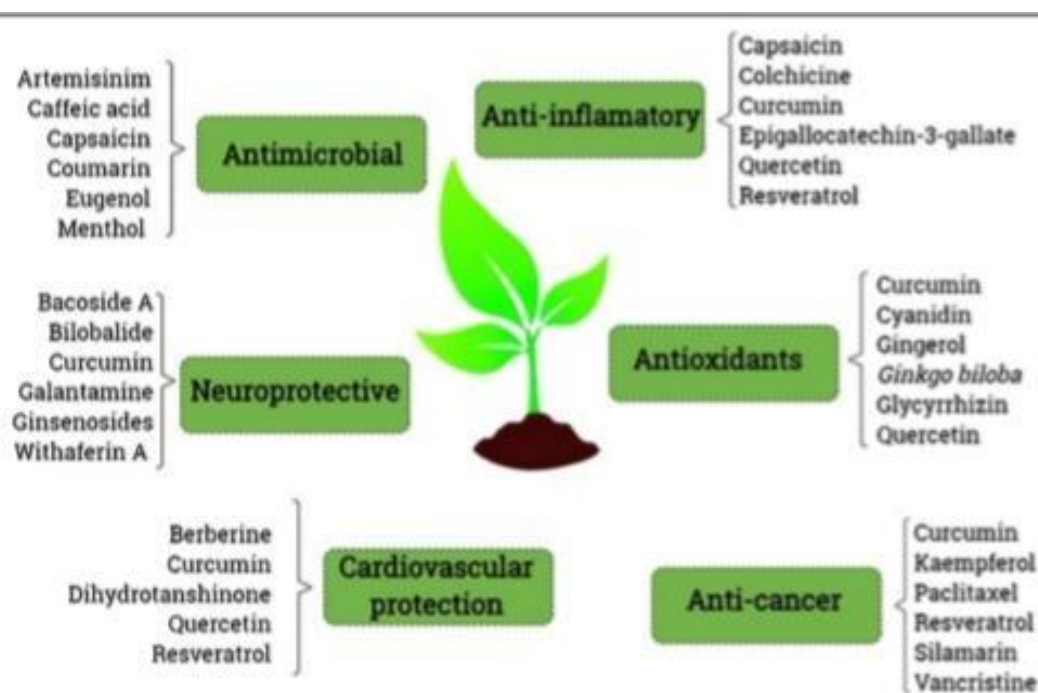


Fig. Example of natural compounds extracted from higher plants used in nanomedicine aiming different approaches

Pharmaceutical industries have continuously sought the development and application of current generation for the improvement and format of current drugs, as properly because the enhancement of gift ones. In this sense, the expanded development of nanotechnology has driven the format of latest formulations through different approaches, such as, driving the drug to the web page of motion (Nano pharmaceuticals); picture graph and diagnosis (Nano diagnostic), scientific implants (nanobiomaterials) and the mixture diagnosis and treatment of diseases (nanotheranostics) [22].

RECENT DEVELOPMENT :

The nanoparticles have come ahead because the capable method in drug transport structures for the well-organized transport of medication applied within the remedy of various sicknesses which include most cancers through crossing the reticuloendothelial machine, better permeability and retention effect, and tumor-unique targeting. Recently, pharmaceutical scientists have shifted their awareness to designing a drug transport machine for natural drug treatments the usage of a systematic method. *Cuscuta chinensis* is a usually used conventional Chinese medicinal drug to nourish the liver and kidney. Due to the bad water solubility of its important constituents which include flavonoids and lignans, its absorption upon oral management will be limited. So, the nanoparticles for the equal have been developed. A current experimental study of polylactic acid nanoparticles of lipophilic anti-most cancers herb drug (Cucurbitacins)

and Curcuminoids) the usage of a precipitation approach had been developed. Work has additionally been carried out within the improvement and characterization of SLNs for the conventional Chinese medicinal drug for his or her centered transport and improved bioavailability and efficacy. In the current years, nanostructured provider machine like polymeric nanoparticles, liposomes, SLNs, polymeric micelles, nanoemulsions, etc., had been investigated for his or her ability to deliver anticancer pills through oral route. Moreover, the oral route gives tremendous ability for transport of cytotoxic markers and consequently the eye has centered at the improvement of oral chemotherapy in oncology [4].

Toxicity of Nanoparticles:

The developing use of nanotechnology in high-tech industries is in all likelihood to grow to be every other manner for human beings to be uncovered to deliberately generate engineered nanoparticles. Nanotechnology is also being implemented in clinical sciences seeking to achieve a customized medicine. However, the same properties (small size, chemical composition, structure, big floor location and shape), which make nanoparticles so appealing in medicine, may make contributions to the toxicological profile of nanoparticles in organic systems. In fact, the smaller debris are, the extrathe floor location they have in line with unit mass; and this belongings makes nanoparticles very reactive within the cellular environment. Therefore, any intrinsic toxicity of the particle floor might be enhanced. The breathing system, blood, important fearful system (CNS), gastrointestinal (GI) tract and pores and skin have been proven to be focused through nanoparticles. A typical cityecosystem includes about 107 debris/cm³ of air this is much less than 300nm in diameter. Carbon in elemental shape is a major element of those debris and the dimensions of those debris is a determinant in their capability to cause systemic cardiovascular effects. Indeed, great and ultrafine particulate matter (from 0.1 to 2.5 μm in mass median aerodynamic diameter) that could effortlessly get admission to the vasculature through inhalation are related to cardiovascular dysfunctions, particularly in topics with preexisting vascular diseases [1].

FUTURE PROSPECTIVE

All over the world, the research has been taking place herbal remedies and natural merchandise. The development of herbal remedies within the drug delivery tool in some of is being done at easy and scientific trial levels. The best requirement is to develop the better structures for the proper delivery of such capsules at the web sites and within the complete body within the doses so as to now not compromise with the winning treatment. Something that would now not best provide relieve from side effects like toxicity and allergic reactions but may even growth the patient's energy from indoors can be very a bargain desirable. In the future, the idea of herbal nanoparticles for maximum cancers drug delivery may also moreover fascinate some functionality research organizations and doubtlessly create desirable results. Hence, using "herbal treatment" within the nanocarriers will growth its functionality for the treatment of several persistent diseases and health benefits. Many a success examples with professional evidences are present among us within the course of nano research. Herbal remedies are moreover wealthy reassets of superb compounds preserving antioxidants and substances that can be made use in useful foods. This shape of collaborative research some of the traditional "Herbal remedies" and greater modern tactics of cutting-edge drug delivery tool, i.e., "Nanotechnology" has set up the appealing treatments to the pharmaceutical in near future so that it will beautify health of people. It is predicted that the a success and treasured relevance of the natural merchandise and herbal remedies being accomplished with the nanocarrier will beautify the significance of contemporary drug delivery system

Nanotized drug transport structures for natural pills can doubtlessly beautify the organic interest and overcome the troubles related to natural pills. However, massive demanding situations stay for implementation of clinically viable treatment plans on this field. Trials of novel techniques to manipulate the interactions of nanomaterials with organic structures constitute a number of the contemporary demanding situations to translating those technology to treatment plans.

Conclusion

Herbal drugs have been recently getting more attention because of their potential to treat almost all diseases. However, several problems such as poor solubility, poor bioavailability, low oral absorption, instability and unpredictable toxicity of herbal medicines limit their use. In order to overcome such problems, nanoparticles can play a vital role. Hence, different nanoparticles show potential utilization to deliver herbal medicines with better therapy.

REFERENCES:

1. Anupam Kumar Sachan* and Ankita Gupta 2015 A REVIEW ON NANOTIZED HERBAL DRUGS Sachan and Gupta, IJPSR, Vol. 6(3): 961-970.
2. Marlus Chorilli 2014 Nanotechnology-based drug delivery systems and herbal medicines: a review International Journal of Nanomedicine
3. Ankita Pandey¹, and Govind Pandey 2014 Nanotechnology for Herbal Drugs and Plant Research RRJPNT | Volume 2 Issue 1 |
4. S. H. Ansari, Farha Islam, Mohd. Sameem 1 Jul-Sep 2012 Influence of nanotechnology on herbal drugs: A Review Journal of Advanced Pharmaceutical Technology & Research | Vol 3 | Issue 3
5. V. Kusum Devi, Nimisha Jain, Kusum S. Valli January-June 2010 Importance of novel drug delivery systems in herbal medicines Pharmacognosy Reviews | Vol 4 | Issue 7
6. P. Madhavi 2017 POLYMERIC NANOPARTICLES AND THEIR APPLICATIONS IN MEDICINE AND INDUSTRY ISBN:978-93-86171-32-0
7. Aleksandra Zielińska 1,2, Filipa Carreiró 1, Ana M. Oliveira 1, Andreia Neves 1, Bárbara Pires 1, D. Nagasamy Venkatesh 3, Alessandra Durazzo 4, Massimo
8. Lucarini 4, Piotr Eder 5 Amélia M. Silva 6,7, Antonello Santini 8,* and Eliana B. Souto 1,9,* 2020 Polymeric Nanoparticles: Production, Characterization, Toxicology and Ecotoxicology Molecules 25, 3731
9. Harish Kumar K, Nagasamy Venkatesh*, Himangshu Bhowmik and Anuttam Kuila 2018 Metallic Nanoparticle: A Review Biomed J Sci & Tech Res Volume 4-Issue 2

10. 1*Ahmed A.A Alsaad, 2Ahmed A. Hussein, 3Mowafaq M. Gareeb 2020 Solid Lipid Nanoparticles (SLN) as a Novel Drug Delivery System: A Theoretical Review Vol 11, Issue 5
11. I. Durga Srivalli 2021 A REVIEW ON NANOPARTICLES: SYNTHESIS, CHARACTERIZATION AND APPLICATIONS World Journal of Pharmaceutical and Medical Research Vol 7, Issue 8
12. WILLI PAUL AND CHANDRA P. SHARMA* April 2003 Ceramic Drug Delivery:A Perspective JOURNAL OF BIOMATERIALS APPLICATIONS Volume 17
13. PARIJAT PANDEY, MANDEEP DAHIYA* 2016 A BRIEF REVIEW ON INORGANIC NANOPARTICLES J Crit Rev, Vol 3, Issue 3
14. KIRTI AGARWAL* 2022 Liposome Assisted Drug Delivery: An Updated Review Indian Journal of Pharmaceutical Sciences
15. Abolfazl Akbarzadeh1*, Rogaie Rezaei-Sadabady1,2, Soodabeh Davaran1, Sang Woo Joo5*, Nosratollah Zarghami1*, Younes Hanifehpour5, Mohammad Samiei3, Mohammad Kouhi4 and Kazem Nejati-Koshki1 2013 Liposome: classification, preparation, and applications Akbarzadeh et al. Nanoscale Research
16. Uddhav S Bagul*, Vrushali V Pisal, Nachiket V Solanki and Antara Karnavat 2018 Current Status of Solid Lipid Nanoparticles: A Review Mod Appl Bioequiv Availab 3(4): MABB.MS.ID.555Resea
17. 16 B.Pharma,M.B.A., Ph.D, Indore,M.P. 2016 The Revolutionary Technology: Nano Herbal Medicine Volume : 5 | Issue : 5 |
18. Rinku Y. Patil1*, Shubhangi A. Patil2, Niranjana D. Chivate3, Yogesh N. Patil4 2018 Herbal Drug Nanoparticles: Advancements in Herbal Treatment Volume-11 ,Issuebet
19. RUSHIKESH V. MATHPATI1, YOGESH R. HARANGULE2, SHYAMLILA B. BAVAGE3, NANDKISHOR B. BAVAGE4 2021 Nano-Technology in Herbal Medicines: Advancements in Herbal Treatment IJIRT | Volume 8 Issue 3 | ISSN: 2349-6002 Advancement
20. Disha Kesharwani 1, Sandhya Mishra1, Swarnali Das Paul 2, Rishi Paliwal 3, Trilochan Satapathy 1 2019 The Functional Nanogel: An Exalted Carrier SystemJournal of Drug Delivery & Therapeutics.; 9(2-s):570-582
21. MOJTABA SHARIATY-NIASSARI BEHDAD AMINZADEHI POUYA AZADI1 SAEED SOLTANALI1,2 2009 ECONOMIC EVALUATION OF HERB EXTRACTION USING SUPERCRITICAL FLUID Chemical Industry & Chemical Engineering Quarterly 15 (3) 143–148
22. Sreeraj Gopi1, Augustine Amalraj1, Józef T. Haponiuk2 and Sabu Thomas3*2016 Introduction of Nanotechnology in Herbal Drugs and Nutraceutical: AReview Volume 6 • Issue 2 • 100014314
23. Jayanta Kumar Patra1 , Gitishree Das1, Leonardo Fernandes Fraceto2,3, Estefania Vangelie Ramos Campos2,3, Maria del Pilar Rodriguez-Torres4 , Laura Susana Acosta-Torres4 , Luis Armando Diaz-Torres5 , Renato Grillo6, Mallappa Kumara Swamy7, Shivesh Sharma8, Solomon Habtemariam9 and Han-Seung Shin10* 2018 Nano based drug delivery systems: recent developments and future prospects et al. J Nanobiotechnol 16:71
24. Hnawate R.M*., Deore P. 2017 Nanoparticle - novel drug delivery system: A Review Vol. 5, Issue 5 | magazine.pharmatutor.org