

VISCOSITY, DENSITY AND ULTRASONIC INTERFEROMETRIC INVESTIGATIONS OF 3-(CHLOROARYL)-5-ARYL-1-SUBSTITUTED PYRAZOLINES IN DIOXANE MEDIUM.

¹Dr. A. D. DESHMUKH, ²Dr. P. B. Raghuwanshi

¹P. E. S. College of Eng. Aurangabad.
²Brijlal Biyani Science College, Amravati.

Abstract- Viscosity is one of the important physical property of liquid and gases and it implies resistance to flow as fluids (liquid and gases) exhibit a characteristic property of flowing under applied force of their own weight. The study of viscosity is widely used to obtain the molecular interaction in case of gases and liquids. In liquids and binary mixtures, the additional forces between molecules are important Substituted pyrazolines,

Rymantas Kazys et al¹ Measurement of viscosity of highly viscous non-Newtonian fluids by means of ultrasonic guided waves in order to perform monitoring of the polymerization process, it is necessary to measure viscosity. However, in the case of non-Newtonian highly viscous fluids, viscosity starts to be dependent on the vibration or rotation frequency of the sensing element. Also, the sensing element must possess a sufficient mechanical strength.

Key words - Acoustic parameters, Interferometry, Solute-solvent interaction.

INTRODUCTION

The viscosity of a fluid is a measure of its resistance to gradual deformation by shear stress or tensile stress. For liquids, it corresponds to the informal notion of "thickness" for example, honey has higher viscosity than water. Viscosity is governed by the strength of intermolecular forces and especially by the shapes of the molecules of a liquid. Liquids whose molecules are polar or can form hydrogen bonds are usually more viscous than similar non-polar substances. Concentrated sulphuric acid, is a good example of a liquid which owes its viscosity of hydrogen bonding. The coefficient of viscosity is concerned with the viscous forces generated by compression (or dilatation). In the absence of knowledge of its magnitude in liquids it has been customary in hydrodynamics to assume that the coefficient of dilatational viscosity, n' , could be approximated by the ideal gas value $n' = -2n/3$, where n is the coefficient of shear viscosity. A method has been developed for obtaining values for the dilatational viscosity which is based on Eckhart's theory of acoustical streaming; the non-periodic motion of the fluid in the vicinity of a sound source is dependent on the two coefficients of viscosity. A method to measure non-Newtonian fluids viscosity using inertial viscometer with a computer vision system. A method to measure non-Newtonian fluids viscosity using inertial viscometer with a computer vision system.

Elena P. Kornava² The theory of rheology of non-Newtonian fluids is based on the generalized Newtonian hypothesis of viscosity. The viscometers for non-Newtonian fluids should implement fluid flows with the known stress and strain state parameters distributions. Ideally, the distributions should be homogeneous in the flow domain. The idea of the proposed method is based on a combination of a capillary and a rotational viscometers implemented in the torus-shaped capillary viscometer. Analysis of the mathematical model of the inertial non-Newtonian fluid flow in the torus allowed to determine the conditions of homogeneity of the mechanical and thermal parameters in the flow domain and to develop method of viscosity measurement.

Present work

The present study deals with the study of intermolecular interactions in terms of viscosity β -coefficient of substituted pyrazolines in different percentage and temperature of dioxane-water mixture. Which will be prepared by change in the volume of solvent and keeping the volume of ligand fixed. The data obtained have been used to compute relative viscosity and viscosity β -coefficient., 1,4-dioxane-water mixture at different temperature (293K, 297K and 300K). The Ostwald's viscometer was used to carry out viscosity measurements.

EXPERIMENTAL AND INSTRUMENTATION

1] Ligands :

The 0.01M solution of each ligand was prepared in different percentage (70%, 75%, 80%, 85% and 90%) of 1,4-dioxane-water mixture at different temperature (293K, 297K and 300K). All the solutions of ligands were always used a fresh in the present investigation. The ligands were synthesized as given in Part-I and are used for viscosity measurements.

- 1) 3-(2-Hydroxy-5-chlorophenyl)-5-phenyl-1-thiocarboxamido pyrazoline (L_1)
- 2) 3-(2-Hydroxy-5-chlorophenyl)-5-(3-chlorophenyl)-1-thiocarboxamido pyrazoline (L_2)
- 3) 3-(2-Hydroxy-3-bromo-5-chlorophenyl)-5-phenyl-1-thiocarboxamido pyrazoline (L_3)

M. El Malkia*et al³we measured the viscosity of different fluids, including edible oils and soaps, at a constant temperature, using two experimental methods. Namely, the falling ball and the oscillation of the mass-spring system inside a fluid. Three different masses were used to evaluate the viscosity obtained by the falling ball method. The results were very similar. More precision of the

viscosity value is done using a calibration curve. The results are compared with those measured by the mass-spring system and they show good agreement. This simple way of viscosity measurement using mechanical physics concepts can be used for educational purposes such as the practical work of a bachelor.

Alcohols are commonly used as additives in biodiesel to improve its viscous and dense properties for better applicability in the industrial field. In this work, experimental investigations are conducted on the dynamic viscosities for the binary mixture of methyl octanoate (one component of biodiesel) with one 1-alcohol containing 1-propanol, 1-butanol, 1-pentanol, 1-hexanol, and 1-heptanol from 293.15 to 333.15 K at atmospheric pressure

RESULTS AND DISCUSSION

Study of viscosity shows the relation and also the effect of temperature on solution. These parameters are used in different types of industries such as oil, organic, inorganic, daily life, food processing plants, hopper level switches, tank level indicators etc.

The viscosity of each solution is determined by the following empirical formula

$$\eta_2 = \eta_1 \times d_2 t_2 / d_1 t_1 \quad \text{----- (1)}$$

where, η_2 = viscosity of ligand solution

η_1 = viscosity of solvent

d_1 and d_2 = densities of solvent and ligand respectively

t_1 and t_2 = time of flow for solvent and ligand respectively

$$\eta_r = \eta_2 / \eta_1 = d_2 t_2 / d_1 t_1 \quad \text{----- (2)}$$

where, η_r = relative viscosity

Loria and their co-workers⁴ have studied prediction of density and viscosity of bitumen using the Pong-Robinson equation of state.

Mahapatra et al⁵ have shown that the hyperbranched polyamine containing trichloro-s-triazine exhibited low viscosity ($\eta = 0.15$ dL/g) and was soluble only in highly polar solvents.

In the present study, viscosities of ligands L_1 , L_2 , and L_3 are calculated by equations (1) and (2). The 0.01 M solution of ligands were prepared in different percentage of dioxane-water mixture. From the values all parameters like, relative viscosity and specific viscosities of solutions are calculated and listed in Table No. and graphs .

Table 1: Ligand :- 3-(2-Hydroxy-5-chlorophenyl)-5-phenyl-1-thiocarboxzmido pyrazoline (L_1)

Temp. = 293 K

Conc. = 0.01M

% Dioxane-water	\sqrt{C} mole ^{1/2} /lit ^{1/2}	Density $d \times 10^3$ kgm ⁻³	Time Flow 't' sec	Relative viscosity (η_r)	$\eta_{sp} = \frac{(\eta_r - 1)}{\sqrt{c}}$
70	0.1	0.887	173.33	1.0860	0.860
75	0.1	0.889	167.66	1.0600	0.600
80	0.1	0.893	203.33	1.2800	2.800
85	0.1	0.893	191.33	1.3100	3.100
90	0.1	0.890	196.33	1.5687	5.687

Table 2: Ligand :- 3-(2-Hydroxy-5-chlorophenyl)-5-(3-chlorophenyl)-1-thiocarboxzmido pyrazoline (L_2)

Temp. = 293 K

Conc. = 0.01M

% Dioxane-water	\sqrt{C} mole ^{1/2} /lit ^{1/2}	Density $d \times 10^3$ kgm ⁻³	Time Flow 't' sec	Relative viscosity (η_r)	$\eta_{sp} = \frac{(\eta_r - 1)}{\sqrt{c}}$
70	0.1	0.889	199.33	1.2516	2.516
75	0.1	0.893	208.00	1.2936	2.936
80	0.1	0.892	220.00	1.3670	3.670
85	0.1	0.892	192.66	1.4150	4.150
90	0.1	0.891	175.33	1.4300	4.300

Table 3: Ligand :- 3-(2-Hydroxy-3-bromo-5-chlorophenyl)-5-phenyl-1-thiocarboxzmido pyrazoline (L_3)

Temp. = 293 K

Conc. = 0.01M

% Dioxane-water	\sqrt{C} mole ^{1/2} /lit ^{1/2}	Density $d \times 10^3$ kgm ⁻³	Time Flow 't' sec	Relative viscosity (η_r)	$\eta_{sp} = \frac{(\eta_r - 1)}{\sqrt{c}}$
70	0.1	0.890	199.33	1.0630	0.630
75	0.1	0.893	189.33	1.1230	1.230
80	0.1	0.892	195.66	1.1230	1.230
85	0.1	0.892	188.00	1.2320	2.320
90	0.1	0.893	148.00	1.2420	2.420

Table 4 : Ligand :- 3-(2-Hydroxy-5-chlorophenyl)-5-phenyl-1-thiocarboxzmido pyrazoline (L₁)
Temp. = 297 K Conc. = 0.01M

% Dioxane-water	\sqrt{C} mole ^{1/2} /lit ^{1/2}	Density d x 10 ³ kgm ⁻³	Time Flow 't' sec	Relative viscosity (η_r)	$\eta_{sp} = \frac{(\eta_r - 1)}{\sqrt{c}}$
70	0.1	0.887	147.00	0.8921	-1.079
75	0.1	0.886	150.00	0.9117	-0.883
80	0.1	0.891	153.33	1.0603	0.603
85	0.1	0.890	150.33	1.1412	1.412
90	0.1	0.889	132.33	1.0656	0.656

Table 5: Ligand :- 3-(2-Hydroxy-5-chlorophenyl)-5-(3-chlorophenyl)-1-thiocarboxzmido pyrazoline (L₂)
Temp. = 297 K Conc. = 0.01M

% Dioxane-water	\sqrt{C} mole ^{1/2} /lit ^{1/2}	Density d x 10 ³ kgm ⁻³	Time Flow 't' sec	Relative viscosity (η_r)	$\eta_{sp} = \frac{(\eta_r - 1)}{\sqrt{c}}$
70	0.1	0.887	158.00	0.9590	-0.410
75	0.1	0.890	157.66	0.9667	-0.333
80	0.1	0.888	143.00	0.9855	-0.145
85	0.1	0.886	140.66	0.9965	-0.035
90	0.1	0.885	125.00	1.0064	0.064

Table 6 : Ligand :- 3-(2-Hydroxy-3-bromo-5-chlorophenyl)-5-phenyl-1-thiocarboxzmido pyrazoline (L₃)
Temp. = 297 K Conc. = 0.01M

% Dioxane-water	\sqrt{C} mole ^{1/2} /lit ^{1/2}	Density d x 10 ³ kgm ⁻³	Time Flow 't' sec	Relative viscosity (η_r)	$\eta_{sp} = \frac{(\eta_r - 1)}{\sqrt{c}}$
70	0.1	0.891	161.00	0.9560	-0.440
75	0.1	0.889	151.33	0.9583	-0.417
80	0.1	0.888	139.00	0.9670	-0.330
85	0.1	0.887	133.66	0.9786	-0.214
90	0.1	0.887	123.00	0.9882	-0.118

Table 7 : Ligand :- 3-(2-Hydroxy-5-chlorophenyl)-5-phenyl-1-thiocarboxzmido pyrazoline (L₁)
Temp. = 300 K Conc. = 0.01M

% Dioxane-water	\sqrt{C} mole ^{1/2} /lit ^{1/2}	Density d x 10 ³ kgm ⁻³	Time Flow 't' sec	Relative viscosity (η_r)	$\eta_{sp} = \frac{(\eta_r - 1)}{\sqrt{c}}$
70	0.1	0.886	155.66	1.0415	0.415
75	0.1	0.885	153.33	1.0802	0.802
80	0.1	0.887	138.00	1.1003	1.003
85	0.1	0.885	126.00	1.1197	1.197
90	0.1	0.884	122.33	1.1652	1.652

Table 8 : Ligand :- 3-(2-Hydroxy-5-chlorophenyl)-5-(3-chlorophenyl)-1-thiocarboxzmido pyrazoline (L₂)
Temp. = 300 K Conc. = 0.01M

% Dioxane-water	\sqrt{C} mole ^{1/2} /lit ^{1/2}	Density d x 10 ³ kgm ⁻³	Time Flow 't' sec	Relative viscosity (η_r)	$\eta_{sp} = \frac{(\eta_r - 1)}{\sqrt{c}}$
70	0.1	0.882	147.66	0.9835	-0.165
75	0.1	0.883	141.33	0.9933	-0.067
80	0.1	0.883	129.66	1.0291	0.291
85	0.1	0.880	126.00	1.0480	0.480
90	0.1	0.881	112.00	1.0632	0.632

Table 9: Ligand :- 3-(2-Hydroxy-3-bromo-5-chlorophenyl)-5-phenyl-1-thiocarboxzmido pyrazoline (L₃)
Temp. = 300 K Conc. = 0.01M

% Dioxane-water	\sqrt{C} mole ^{1/2} /lit ^{1/2}	Density d x 10 ³ kgm ⁻³	Time Flow 't' sec	Relative viscosity (η_r)	$\eta_{sp} = \frac{(\eta_r - 1)}{\sqrt{c}}$
70	0.1	0.882	149.33	0.9946	-0.054
75	0.1	0.884	139.66	0.9828	-0.172
80	0.1	0.881	124.66	0.9872	-0.128
85	0.1	0.882	134.66	1.1926	1.926
90	0.1	0.880	135.33	1.2832	2.832

Fig. 1
Plot between η_r Vs % composition
System : Ligand - L₁ Temperature : 293 K

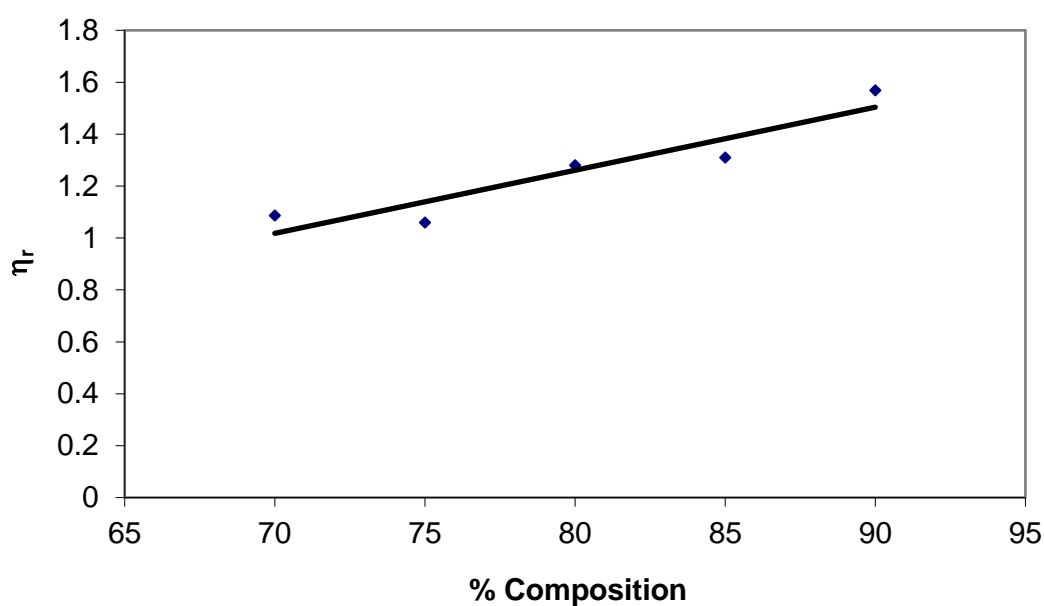


Fig. 2
Plot between η_r Vs % composition
System : Ligand - L₂ Temperature : 293 K

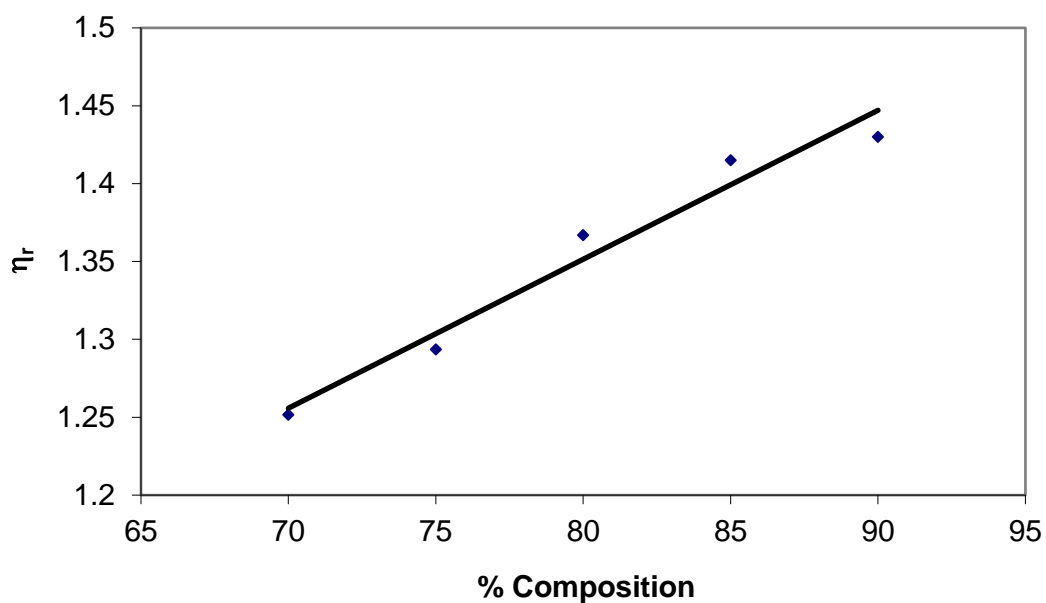


Fig. 3
Plot between η_r Vs % composition
System : Ligand - L₃ Temperature : 293 K

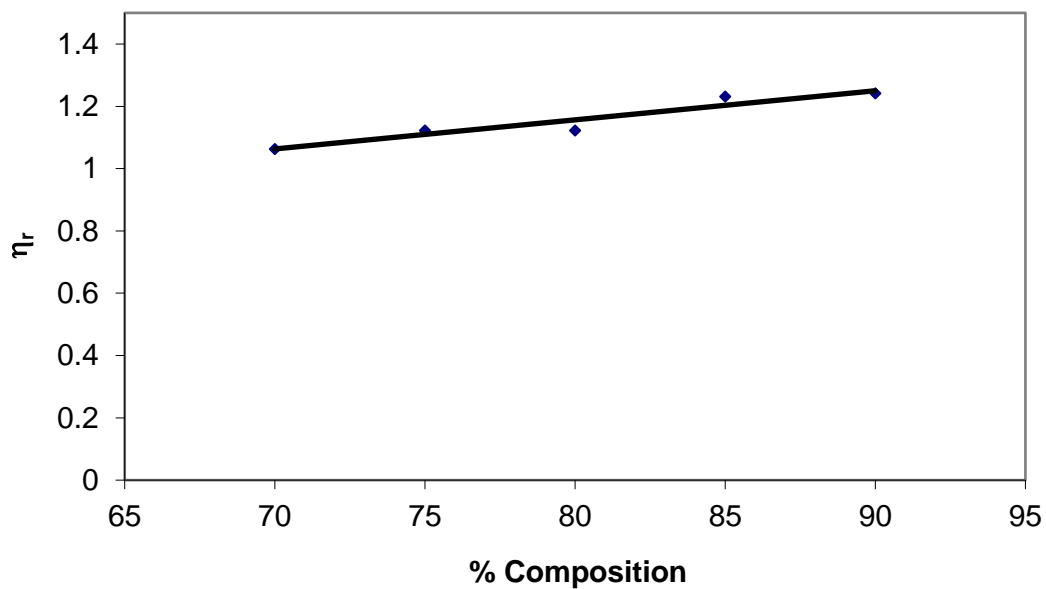


Fig. 4
Plot between η_r Vs % composition
System : Ligand - L₁ Temperature : 297 K

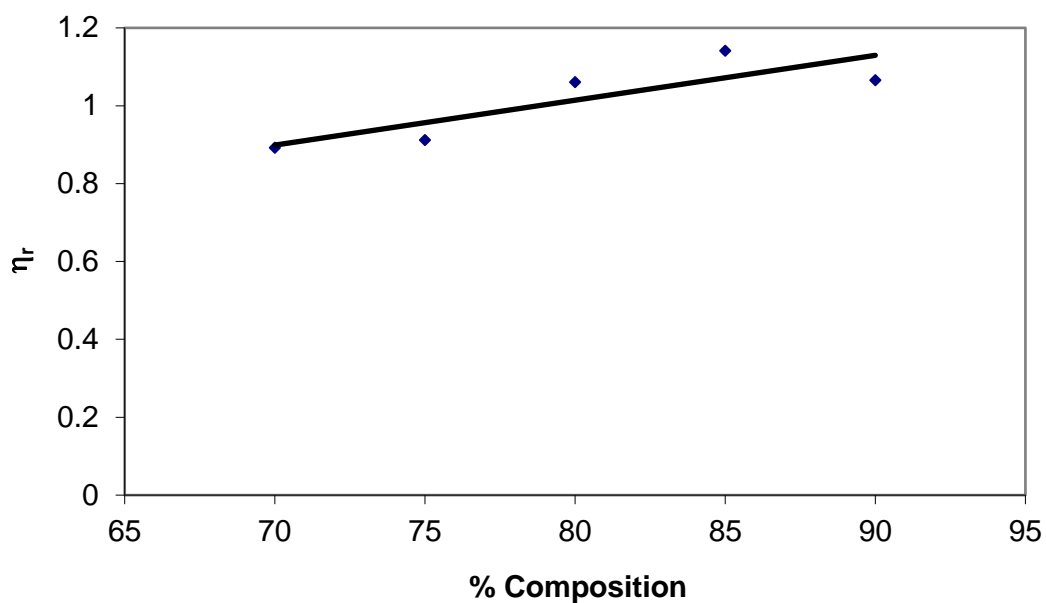


Fig. 5
Plot between η_r Vs % composition
System : Ligand - L₂ Temperature : 297 K

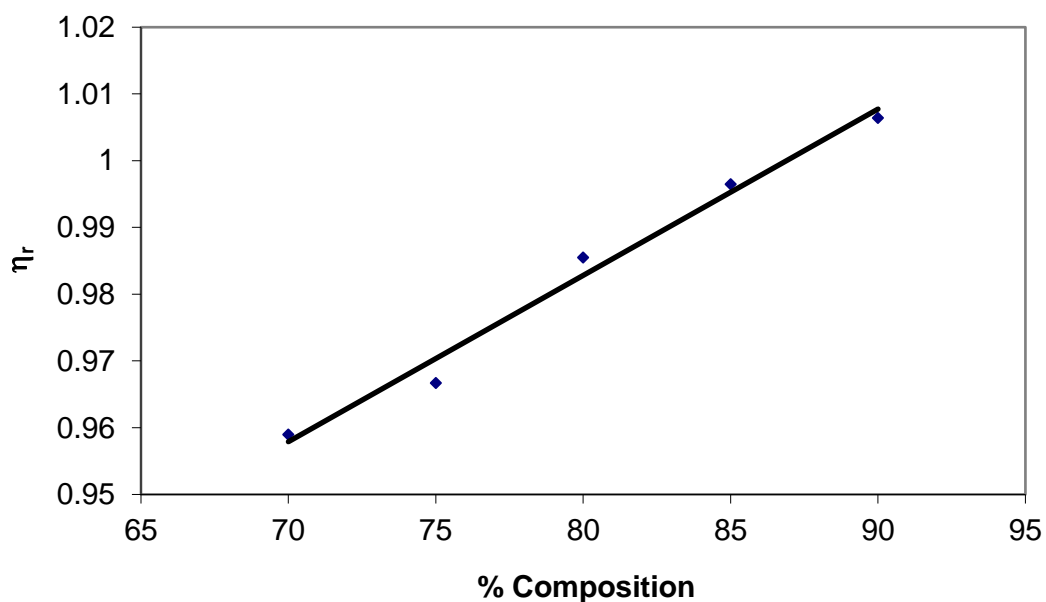


Fig. 6
Plot between η_r Vs % composition
System : Ligand - L₃ Temperature : 297 K

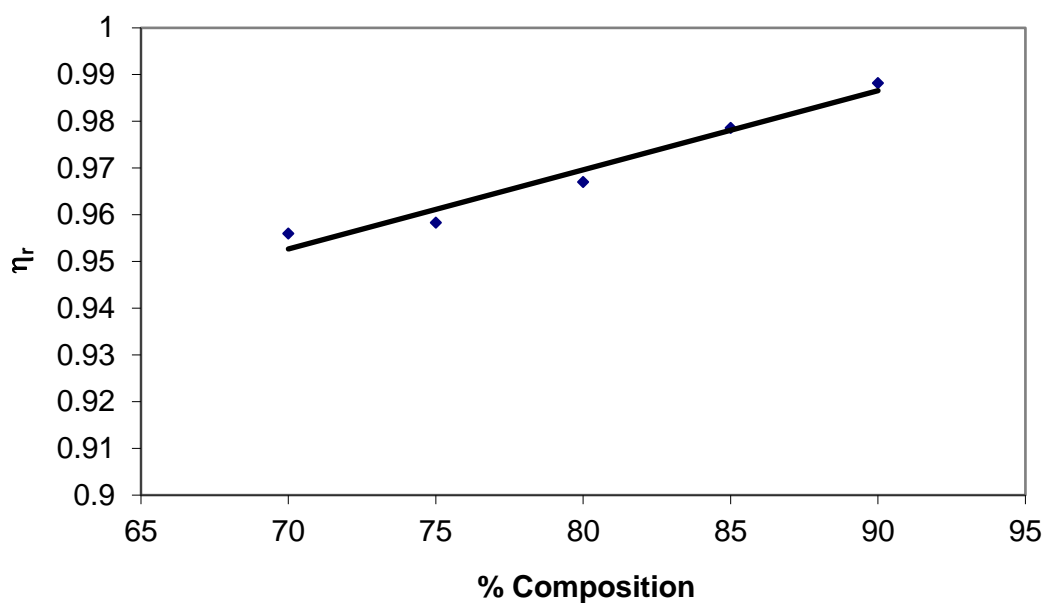


Fig. 7
Plot between η_r Vs % composition
System : Ligand - L₁ Temperature : 300 K

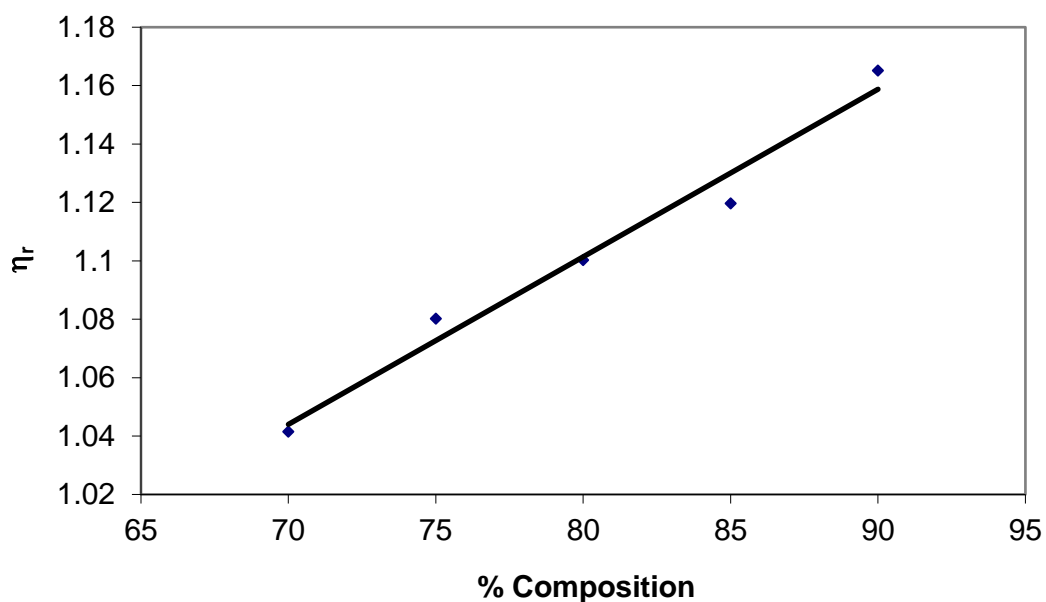


Fig. 8
Plot between η_r Vs % composition
System : Ligand - L₂ Temperature : 300 K

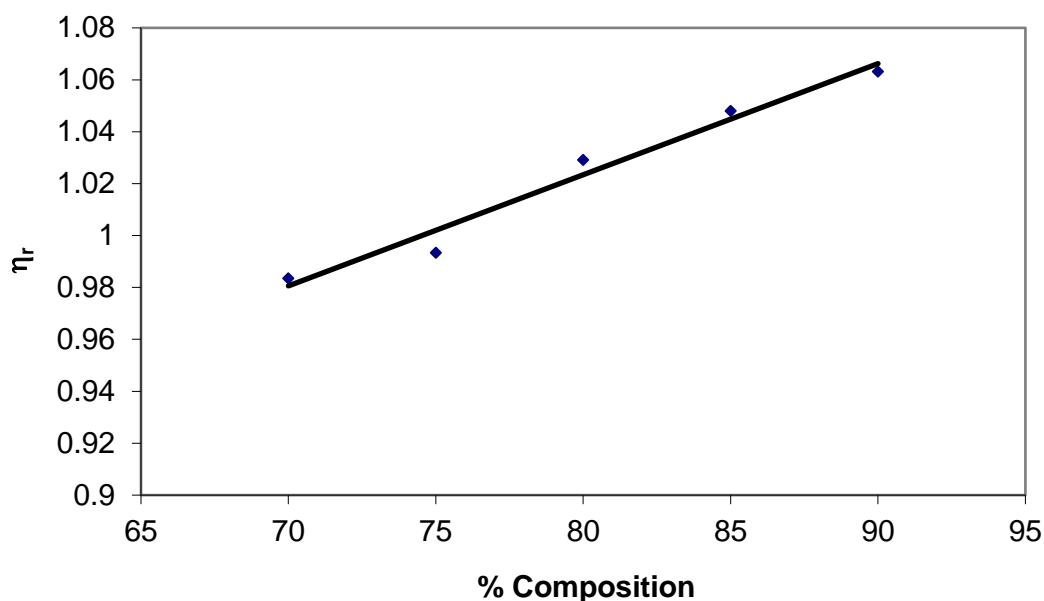
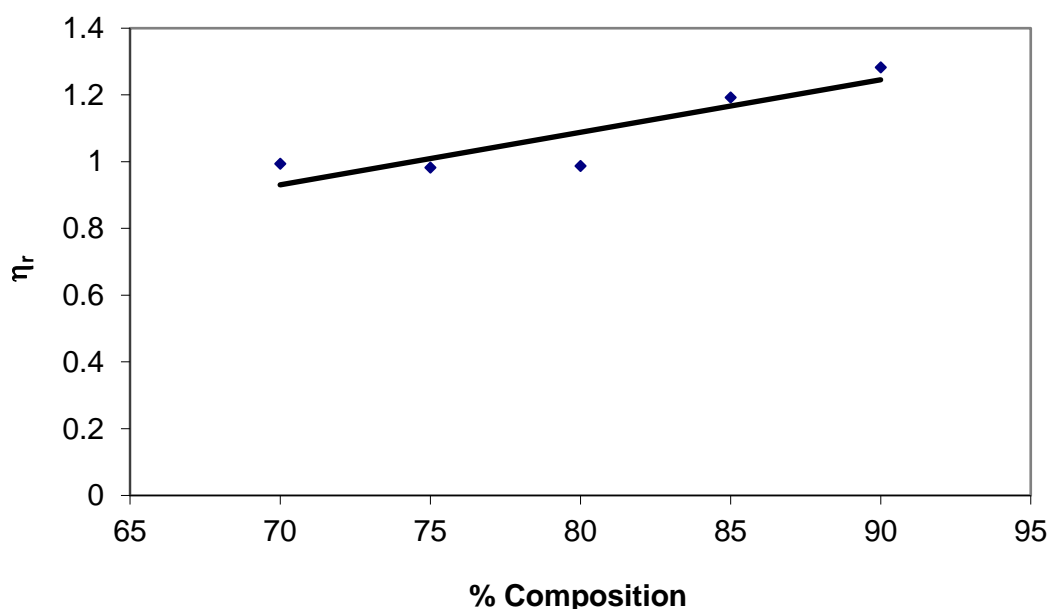


Fig. 9
Plot between η_r Vs % composition
System : Ligand - L₃ Temperature : 300 K



The change in structure of solvent or solution resulted from hydrogen bonding formation or disruption leads to decrease or increase in the interactions. H-bond forming or disrupting properties can be correlated with changes in the density or viscosity, solute can occupy the interstitial space in solvent. According to the temperature, at 297 K ligands L₂ and L₃ shows all negative values of specific viscosity it indicates weak solute-solvent interaction and at 300 K ligands L₂, L₃ because in ligand L₃ presence of -Br electron withdrawing group introducing to first benzene ring near -OH group.

$$L_3 < L_2 < L_1$$

All results shows decreasing the values of solute-solvent interactions with increasing solute-solute interaction. The solute-solute interaction of ligand L1 and L2 at different percentage is least due to unsaturation. This effect is due to the introduction of -Br group

on first benzene ring near to -OH group in L_3 ligand. Hence, due to steric hindrance solute-solute interaction increases and solute-solvent interaction decreases and vice versa.

Xiaojie Wang et al ⁶Alcohols are commonly used as additives in biodiesel to improve its viscous and dense properties for better applicability in the industrial field. In this work, experimental investigations are conducted on the dynamic viscosities for the binary mixture of methyl octanoate (one component of biodiesel) with one 1-alcohol containing 1-propanol, 1-butanol, 1-pentanol, 1-hexanol, and 1-heptanol from 293.15 to 333.15 K at atmospheric pressure. The excessive viscosity shows negative deviation from the ideal solution for each binary system and is fitted with the Redlich-Kister equation. The McAllister three-body model is used for the kinematic viscosity correlation of binary mixtures.

REFERENCES:

1. Rymantaskazys, Liudas Mazeika, v Reimondas Sliteris, Renaldas Raisutis: Volume 54 , Issue 4, April 2014, pages 1104-1112.
2. Elena P. Kornaeva , Ivan N. Stebakov , Alexey V. Kornaev , Viktor V. Dremin , Sergey G. Popov , Andrey Yu. Vinokurov 107967: International Journal of Mechanical Science, Vol. 242 ,15 March 2023,
3. M.El.Malkia,A.Bria, S. Amraqui D.Bria : New journal for Science Vulgarization,Vol.1, No.2 (2021)38-48
4. Loria Herbert,Pereira Almaso Pedro & Satyro Marcs : Ind.Eng.Chem, 48 (2009),10120-10135
5. S.S.Mahapatra & N.Karak : Polymer Journal, 41(1), (2009) ,20
6. Xiaojie Wang, Yingjie Ma, Jianing Huo, Jidong Liu, Shizhao Wang, Lide Fang Zhiyue Zhao. ELSEVIER Vol. 324 , part A, 15 Sept.2022,124441
7. Loria Herbert, Pereira-Almaso Pedro and Satyro Marcs : *Ind. Eng. Chem.*, 48 (2009), 10129-10135
8. Mahapatra S.S. and Karak N. *Polymer Journal*, 41(1) (2009), 20.
9. Rymantas Kazys, Liudas Mazeika Reimondas Sliteris, Renaldas Raisutis
10. M. El Malkia*, A. Briab , S. Amraquib , D. Briaa New Journal For Science Vulgarization Vol 1, NO 2 (2021) 38–4838–48
11. Xiaojie Wang ^{a b}, Yingjie Ma ^{a b}, Jianing Huo ^{a b} Jidong Liu ^{a b}, Shizhao Wang ^{a b}, Lide Fang ^{a b} Zhiyue Zhao ^{a b c}: ScienceDirect Volume 324, Part A, 15 September 2022, 124441