

Electricity Theft Detection Using Machine Learning

¹Prof. Shubham R Bhandari, ²Anuja Nandkumar Kulkarni, ³Ruchika Gulab Zodage,
⁴Purva Ravindra Sutar

Computer Department
Imperial College of Engineering and Research
Wagholi Pune, India
Guided By: ¹Prof. Shubham R Bhandari

Abstract- Electricity robbery is one of the predominant issues of electric powered utilities. Such power robbery produces monetary loss to the software agencies. It isn't always viable to check out manually such robbery in massive quantity of records. For detecting such power robbery introduces a gradient boosting robbery detector. (GBTD) primarily based totally on the 3 present day gradient boosting classifiers (GBCs): intense gradient boosting (XG Boost), specific boosting (Cat Boost), and mild gradient boosting method (Light). XGBoost is one system getting to know set of rules which offers excessive accuracy in less time. In this we practice preprocessing on clever meter records then does characteristic choice. Practical utility of the proposed GBTD for robbery detection through minimizing FPR and lowering records garage area and enhancing time complexity of the GBTD classifiers which come across nontechnical loss (NTL) detection

Keywords- Artificial Intelligence, Deep Learning, OCR set of rules, Object evaluation, Feature Extraction, Recognition, Classification.

I. INTRODUCTION

India loses extra money to robbery than some other usa in the world. The nation of Maharashtra which incorporates Mumbai— by myself loses \$2.eight billion in keeping with year, extra than all however eight international locations withinside the world. In this proposed device we use dataset having power utilization of a SG (Smart Grid) meter (or simply clever meter).

Many electric powered utilities have monetary loss because of power robbery. They attempt to trap robbery and makes use of special approach however for all matters they required the human efforts. Although after the usage of human energy additionally they didn't get the thefts. In such situation power utilities need to naked loss. This proposed device facilitates to power utilities to come across power robbery and they will now no longer need to naked loss. Power robbery is one of the maximum time-honoured troubles which now no longer simplest motive financial losses however additionally abnormal deliver of power. It hampers functioning of industries and factories, because of scarcity of energy provided to them.

Using this dataset, we do characteristic choice and pre- processing on dataset. When we've massive variety of functions in dataset then characteristic choice could be very critical part in our Machine Learning. As we use characteristic choice it offers us maximum critical characteristic and this selection choice offers us extra accuracy. Then we carry out the pre- processing on that records. After that we use the prevalence of XGBoost, a gradient boosting classifier (GBC), over different ML algorithms for nontechnical loss (NTL) detection.

Gradient boosting is referred to as gradient boosting due to the fact it makes use of a gradient descent set of rules to limit loss whilst adding new trees. This technique helps each regression and type predictive.

II. LITERATURE REVIEW

Electricity is a fundamental want of current life. It is used for lighting, cooling, heating, and powering electric powered home equipment and machines. Modern way of drugs and surgery, entertainment, communication, and transportation have been revolutionized with the aid of using energy to consolation people. As call for and use of electricity are growing day with the aid of using day, exclusive measures are being taken to make it able to enjoyable the requirements.

1] However, the electricity loss continues to be the largest risk to energy control machine. The want to lessen electricity losses and to optimize using energy has brought about the improvement of an sensible strength machine and SG (clever grid). Smart Grid is primarily based totally on superior metering infrastructure (AMI).

2] AMI has added clever meters (SM) to the strength machine and changed conventional electric powered meters. AMI machine is ready to reveal electricity intake regarding the time that helps software groups to come across anomalies withinside the network.

3] Anomaly is the sudden conduct that makes a patron suspicious.

4] The clever meters generate a big quantity of facts, and these facts may be useful in fixing many problems.

III. METHODOLOGY

A. Work Flow

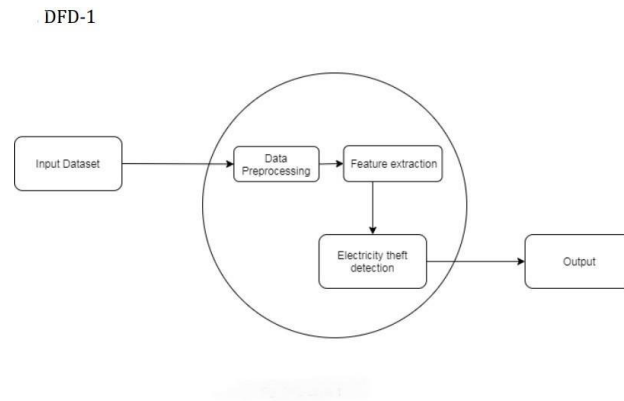


Fig 1

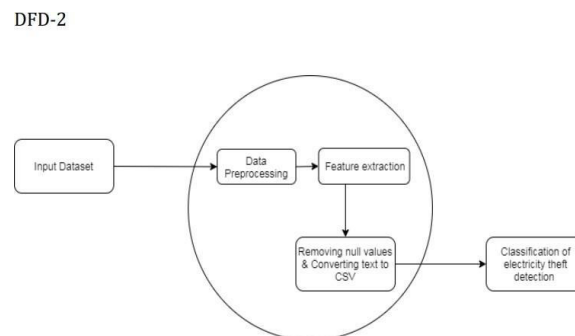


Fig 2

B. System Architecture

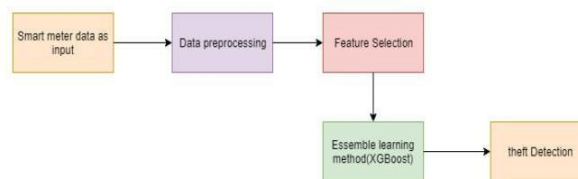


Fig 3

IV. CONCLUSION

In this work, a pipeline is proposed to come across energy robbery in SG(Smart Grid).The proposed pipeline is made from SMOTE(Synthetic Minority Oversampling Technique), KPCA(Kernel Principal Component Analysis) and SVM(Support Vector Machine). The imbalanced magnificence trouble is resolved the usage of SMOTE (Synthetic Minority Oversampling Technique), KPCA (Kernel Principal Component Analysis) is used for function extraction and SVM (Support Vector Machine) for the class of energy robbery. It is the maximum green and handiest technique which could classify the fraudulent and non-fraudulent consumers accurately. Besides, diverse overall performance metrics are used for the assessment of binary class problems, such as: ROC (receiver running function curve), precision, do not forget, F1- score, MCC (Matthews correlation coefficient), and MAP (Mean Average Precision) are used to assess the overall performance of the proposed version. The version has performed the precision of 0.85, do not forget of 0.88, and AUC- ROC (receiver running function curve) of 0.89. Furthermore, the contrast with different benchmarks, such as: logistic regression (LR), decision tree (DT), RF (Random Forest), CNN (Convolutional Neural Network), andLSTM (Long short-time period memory) has shown that the proposed version is advanced withinside the prediction rates. Realtime electricity intake facts is used to teach and take a look at the proposed version. The contrast segment indicates that the proposed version offers higher outcomes than different gadget getting to know and deep getting to know techniques.

REFERENCES:

1. P. Jokar, N. Arianpoo, and V. Leung, "Electricity robbery detection in AMI the usage of clients' intake patterns," *IEEE Trans. SG (Smart Grid)*, vol. 7, no. 1, pp. 216-226, Jan. 2016.
2. J. Nagi, K. Yap, S. Tiong, S. Ahmed, and M. Mohamed, "Nontechnical loss detection for metered clients in electricity software the usage of SVM (Support Vector Machines)," *IEEE Trans. Power Delivery*, vol. 25, no. 2, pp. 1162-1171, April 2010.
3. Y. Liu and S. Hu, "Cybetheat evaluation an detection for strength robberyin social networking of clever homes," *IEEE Trans. Computational Social Systems*, vol. 2, no. 4, pp. 148-158, Dec. 2015.
4. S. Huang, Y. Lo, and C. Lu, "Non-technical loss detection the usage of nation estimation and evaluation of variance," *IEEE Trans. PowerSystems*, vol. 28, no. 3, pp. 2959-2966, Aug. 2013.
5. A. Nizar, Z. Dong, and Y. Wang, "Power software nontechnical loss evaluation with intense getting to know gadget method," *IEEE Trans Power Systems* vol. 23, no. 3, pp. 946-955, Aug. 2008.
6. J. Nagi, K. Yap, S. Tiong, S. Ahmed, and F. Nagi, "Improving SVMbased nontechnical loss detection in electricity software the usage of the bushy inference machine," *IEEE Trans. Power Delivery*, vol. 26, no. 2, pp. 1284-1285, April 2011.
7. C. Ramos, A. de Sousa, J. Papa, and A. Falcao, "A new method for nontechnical losses detection primarily based totally on optimum-course forest," *IEEE Trans. Power Systems*, vol. 26, no. 1, pp. 181- 189, Feb. 2011.
8. E. Angelos, O. Saavedra, O. Cortes, and A. de Souza, "Detection and identity of abnormalities in patron consumptions in electricity distribution systems," *IEEE Trans. Power Delivery*, vol. 26, no. 4, pp. 2436- 2442, Oct. 2011.
9. A. Jindal et al, "Decision tree and SVM-primarily based totally facts analytics for robbery detection in SG (clever grid)," *IEEE Trans. Industrial Informatics*, vol. 12, no. 3, pp. 1005- 1016, June 2016.
10. R. Bhat, R. Trevizan, R. Sengupta, X. Li, and A. Bretas, "Identifying nontechnical electricity loss via spatial and temporal deep getting to know," *IEEE International Conference on Machine Learning Applications*, pp. 272- 279, Dec. 2016.
11. T. Zhan et al, "Non-technical loss and electricity blackout detection beneathneath superior metering infrastructure the usage of a cooperative recreation primarily based totally inference mechnaism," *IET Generation, Transmission, Distribution*, vol. 10, no. 4, pp. 873-882, Oct. 2015.