

A Study to Assess the Effectiveness of Video Assisted Teaching on Level of Knowledge Regarding Prevention and Management of Selected Home Accidents In Children At Selected School, Bangalore

Sanjukta Nongthombam

Assistant Professor
Nemcare Institute Of Nursing Sciences
Mirza.

Abstract-

BACKGROUND: Children are most precious possession of mankind, most loved and perfect in their innocence. Children to be cared and protected from environmental hazards. A study was undertaken to assess the knowledge of upper primary school children regarding Prevention and Management of selected home accidents in children.

Aim and Objectives: • To Assess the level of knowledge regarding prevention and management of home accidents in children among upper primary school children. • To determine the effectiveness of video assisted teaching on the level of knowledge regarding prevention and management of home accidents among upper primary school children. • To associate the posttest knowledge scores of the upper primary school children regarding prevention and management of home accidents with their selected socio-demographic variables.

METHODOLOGY: The methodology of research study as defined as the way the pertinent information is gathered to answer the research question or analyze the research problem. It enables the researcher to project a blue print of the research undertaken. According to Abdellah (1979), "Research methodology involves a systematic procedure by which the researcher starts from the initial identification of the problem to its conclusion".

Result: Pre-test and post-test knowledge scores of upper primary school children, majority 40(80%) had inadequate knowledge, 05(10%) and 05(10%) upper primary school children had moderately adequate knowledge and adequate knowledge respectively in pre-test. Majority 30(60%) upper primary school children had adequate knowledge, 20(40%) had moderately adequate knowledge and none of them had inadequate knowledge in post-test.

CONCLUSION: Video assisted Teaching regarding prevention and management of home accidents in children improved the knowledge of upper primary school children to the Significant level which in turn to practice to protect and safe guard children.

Keywords: video assisted teaching, prevention and management, home accidents, upper primary school children.

I INTRODUCTION:

"Rose gets its color and fragrance from the root, and man his virtue from his childhood"

- AUSTIN O' MALLEY

Today's children are tomorrow's citizens; childhood is very special and vulnerable period of life. A bright future for an individual for a family, for a society, for a country lies in providing a safe environment for children to grow and mature. Children are very active beings. They need to move, because it is necessary for their development. Because every child in the world matters and has right to live in a safe environment and to have protection from injury. 1

In today's world, in the developed as well as developing countries, danger prevails not only on the roads but it also exists in the home and playgrounds. Every year thousands of children die or permanently disabled as a result of accidental injuries. In many developing countries, injuries are one of the major causes of death in children in the age group of 1-6 years.1

Injuries among children are considered as a growing global public health problem. Based on the WHO opinion expressed in "World Report on Child Injury Prevention" thousands of children die each year from injuries and millions suffer from the consequences. As for unintentional injuries, the major problems listed by WHO are road traffic injuries, drowning, burns, falls and poisoning. 2

The home is the place where children seek comfort and security. Instead, about three-quarters of million children suffer from injury every year. Accident being an unexpected event or an event that happens by chance. It is true that sometimes an accident can take place in spite of all precautions taken by us, but this is not usually the case. An accident is often a harmful event that could be avoided by a little careful thought and act. Thus their health and development must be monitored at every step of their life.²

Children deserve to inherit a safer, fairer and healthier world. There is no task more important than safe guarding their environment. The future development of our children depends on their enjoying good health today. A house is an exciting place for infants and small children, who love to explore but are not aware of the potential dangers. Life cannot be risk-free, but most household accidents can be prevented by utilizing a household safety list. The incidence of accidental injuries is increasing in India, especially home accidents in children. ³

Children are at an increased risk of accidents because of their inherent curiosity, careless attitude and innocence, during their process of learning the child is at increased risk of hurt himself. The common pediatric emergencies are drowning, accidents, foreign body aspiration, poisoning, bites and stings etc. The quality or state of being safe assurance safeness security. The idea of the number of potential risks children face may seem overwhelming to parents. There were a variety of measures parents can take to reduce those household accidents in children. The children are our nation's most precious resource, but as children they often lack the skills to protect themselves. It is our responsibility as parents and teachers to safeguard children and to teach them the skills to be safe.⁴

STATEMENT OF THE PROBLEM:

“A study to assess the effectiveness of video assisted teaching on level of knowledge regarding prevention and management of selected home accidents in children among upper primary school children at selected school, Bangalore.”

OBJECTIVES OF THE STUDY:

- To Assess the level of knowledge regarding prevention and management of home accidents in children among upper primary school children.
- To determine the effectiveness of video assisted teaching on the level of knowledge regarding prevention and management of home accidents among upper primary school children.
- To associate the posttest knowledge scores of the upper primary school children regarding prevention and management of home accidents with their selected socio-demographic variables.

HYPOTHESIS:

H1: - There will be significant difference between pre-test knowledge scores and post-test knowledge scores among upper primary school children regarding prevention and management of home accidents.

H2: - There will be significant association between the post-test knowledge scores and the selected demographic variables among upper primary school children.

II RESEARCH METHODOLOGY:

The methodology of research study as defined as the way the pertinent information is gathered to answer the research question or analyze the research problem. It enables the researcher to project a blue print of the research undertaken. According to Abdellah (1979), “Research methodology involves a systematic procedure by which the researcher starts from the initial identification of the problem to its conclusion”.

Criteria for sample selection:

Inclusion criteria:

- Children of grade six and seventh, studying at selected school, Bangalore
- Children who are available at the time of data collection
- Children who are willing to participate in the study

Exclusion criteria:

- Children who are not willing to participate in the study
- Children who suffer from any sort of disabilities
- Children who are absent to school at the time of data collection

Description of the Tool:

The structured knowledge questionnaire consists of two parts.

Part A

Demographic variables consist of 8 items such as age, gender, religion, class of study, place of living, previous exposure to any teaching programme regarding selected home accidents, source of information.

Part B

Structured knowledge questionnaire regarding prevention and management of selected home accidents in children.

Score interpretation

Each question has three options, one correct response and three wrong responses. A score of one was allotted to each correct and a score of zero was given for wrong responses.

Inadequate knowledge 0-50%

Moderate knowledge 51-75%

Adequate knowledge 76-100%:

Data collection procedure:

A written permission was obtained from the higher authorities of school for conducting the research study. The purpose of the study was explained to the children. The investigator made a good rapport with children and assured confidentiality. A sample of 50 upper primary school children were selected using convenient sampling technique based on the inclusion and exclusion criteria. A pretest was conducted for a sample by using a structured knowledge questionnaire. A detailed video assisted teaching was given to the sample regarding prevention and management of selected home accidents in children.

Post-test was conducted after 7 days by using the same questionnaire. The duration of data collection was done for one month. The samples selected in pilot study were not included in the main study.

ETHICAL CONSIDERATIONS:

- To clear the ethical consideration permission obtained from the ethical committee of Noor College of Nursing, Bangalore to conduct the present study.
- To collect the data needed for the study from the sample, the prior permission was taken from the higher authorities of selected school Bangalore.
- Consent was obtained from the sample those who are willing to participate in the study.

Plan for data analysis

The collected data was analyzed by using descriptive and inferential statistics as follows.

Table 1: plan for data analysis

SL. No.	Statistical analysis		Description
	Data analysis	Method	
1	Descriptive statistics	Frequency and percent distribution, mean and standard deviation.	Distribution of upper primary school children according to the variables to assess the knowledge level.
2	Inferential statistics	Paired "t" test	Comparison of pretest and posttest knowledge level within the group
		Chi square test	Association of posttest knowledge scores with selected demographic variables.

III RESULTS:**DATA ANALYSIS AND INTERPRETATION**

Analysis is the process of organizing and synthesizing data in such a way that research questions can be answered, and hypothesis tested.

This chapter describe the analysis and interpretation of the collected through structured knowledge questionnaire. The collected data were coded, organized tabulated, analyzed and interpreted using descriptive and inferential statistics. The data has been analyzed and interpreted considering objective and hypothesis of the study.

Organization and presentation of the data

The data were edited, tabulated, analyzed and findings obtained were in the form of tables and diagrams represent under following sections.

Section I: dealt with socio - demographic variables of the sample

Section II: dealt with level of knowledge among upper primary school children regarding the prevention and management of selected home accidents in children.

Section III: dealt with the effectiveness of video assisted teaching on knowledge regarding the prevention and management of selected home accidents in children.

Section IV: dealt with the association between posttest knowledge scores of the upper primary school children with their selected demographic variables.

SECTION – I**DEMOGRAPHIC VARIABLES**

The demographic variables selected for analysis in the present study are age of the child, gender, religion, class of study, place of living, Previous exposure to any teaching programme regarding home accidents, source of information.

(n=50)

SL.NO.	DEMOGRAPHIC VARIABLES	FREQUENCY	PERCENTAGE (%)
1	Age of the child		
	a. 9-10 years	12	24
	b. 10-11 years	25	50
	c. 11-12 years	13	26
2	Gender		
	a. male	30	60
	b. female	20	40

3	Religion a. Hindu b. Muslim c. Christian	15 10 25	30 20 50
4	Class of study a. 6th grade b. 7th grade	30 20	60 40
5	Place of living a. Urban area b. Rural area	40 10	80 20
6	Previous exposure to any teaching programe regarding home accidents. a. Yes b. No	10 40	20 80

7	Source of information regarding prevention and management of home accidents in children.		
	a. Mass media	10	20
	b. Health personnel	10	20
	c. Family members/teachers	30	60

Table 1: Distribution of sample according to their socio demographic variables.

The above table describes the Distribution of sample according to their sociodemographic variables.

According to age majority of children 25 (50%) were in the age group of 10-11 years, 13(26%) were in the age group of 11-12 years, 12(24%) were in the age group of 09-10 years. Regarding gender majority of children 30(60%) were males, 20(40%) were females.

With respect to the religion majority of children 25(50%) belongs to Christian religion, 15(30%) belongs to Hindu religion 10(20%) belongs to Muslim religion. According to their class of study majority 30(60%) were from 6th grade, 20(40%) were from 7th grade.

Regarding place of living majority 40(80%) belongs to urban area 10(20%) belongs to rural area. About Previous exposure to any teaching programe regarding home accidents majority 40(80%) were not exposed to teaching regarding home accidents, 10(20%) were exposed to teaching programe regarding home accidents.

With regard to source of information regarding prevention and management of selected home accidents in children majority 30(60%) received information from family members /teachers, 10(20%) received information from mass media,10(20%)received information from health personnel.

1 AGE OF THE CHILD

According to age majority of children 25 (50%) were in the age group of 10-11 years, 13(26%) were in the age group of 11-12 years, 12(24%) were in the age group of 09-10 years.

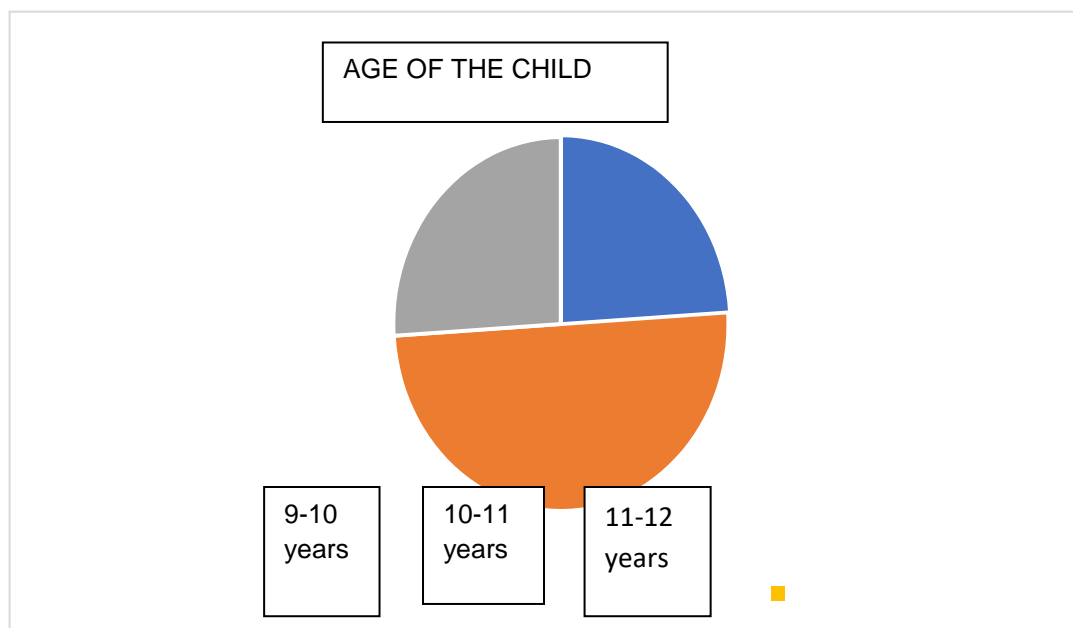
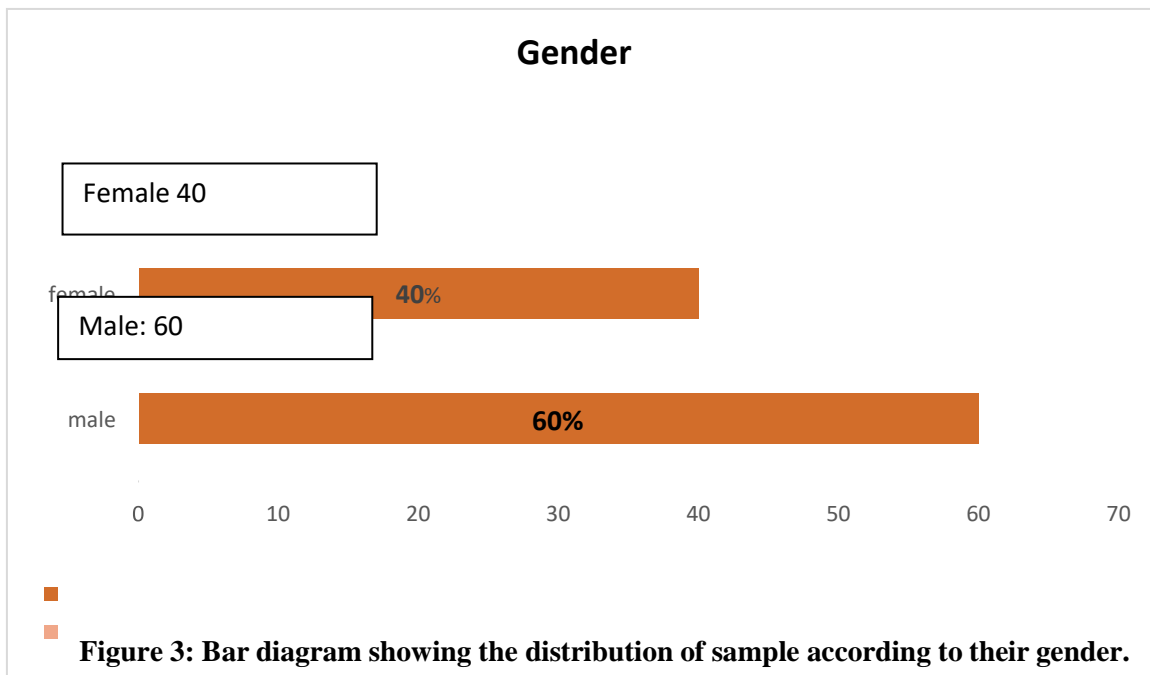


Figure 2: Pie diagram showing the distribution of sample according to their age.

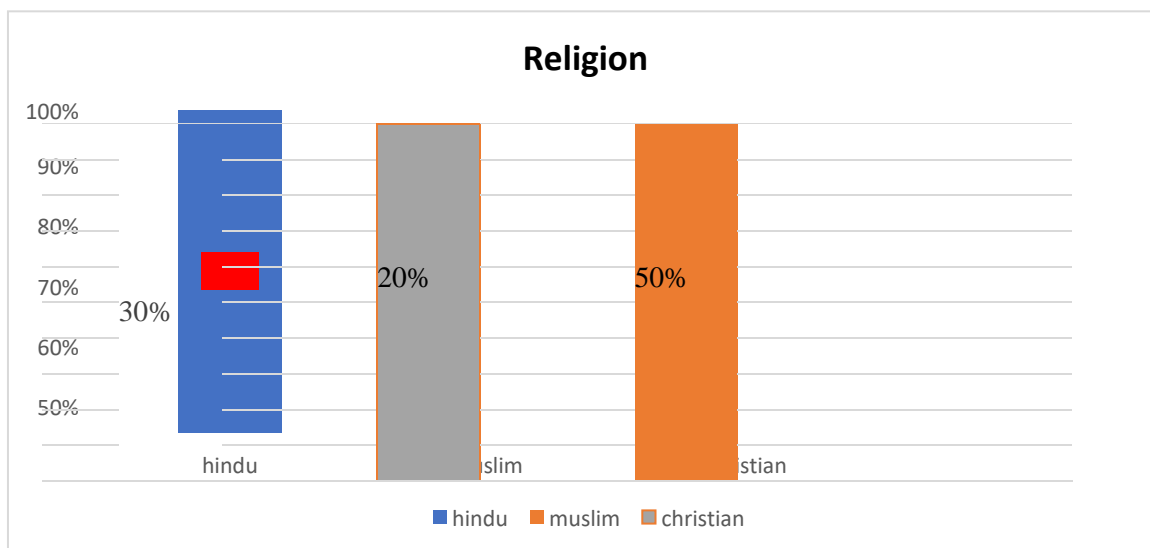
2.GENDER

Regarding gender majority of children 30(60%) were males, 20(40%) were females.



3.RELIGION

With respect to the religion majority of children 25(50%) belongs to Christian religion, 15(30%) belongs to Hindu religion 10(20%) belongs to Muslim religion.



4.CLASS OF STUDY

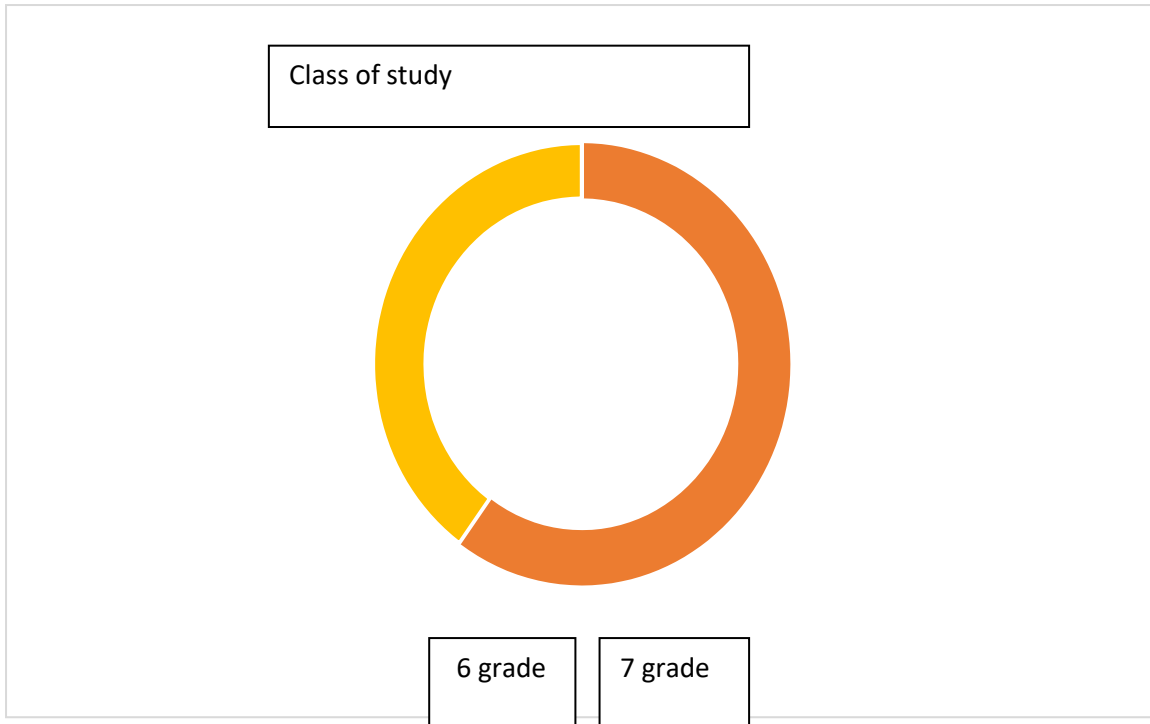


Figure 5: Pie diagram showing the distribution of sample according to their class of study

5.Place of living

Regarding to place of living majority 40(80%) belongs to urban area 10(20%) belongs torural area.

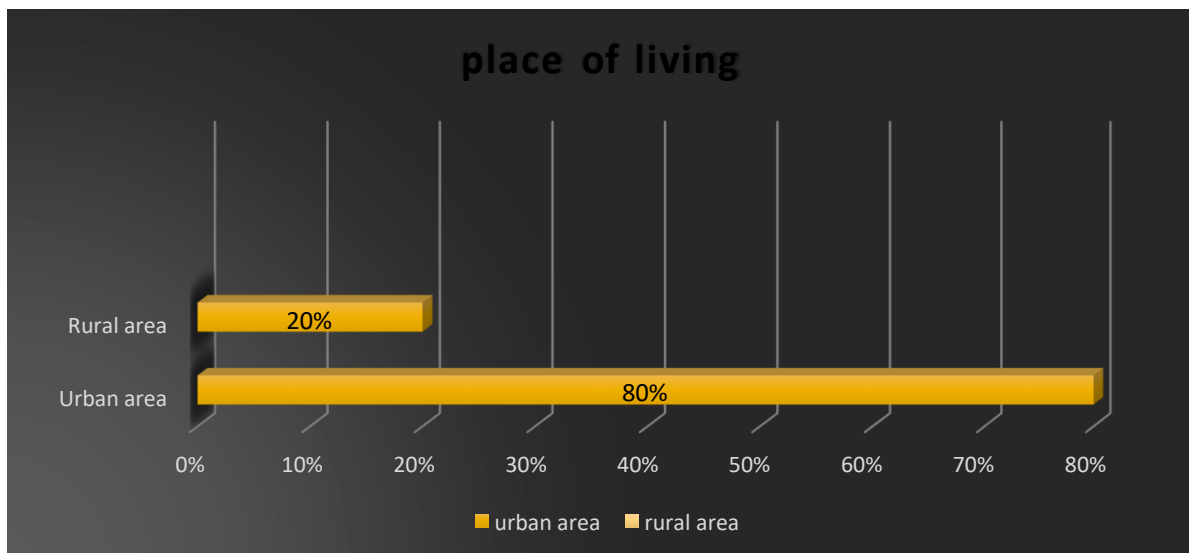


Figure 6: Bar diagram showing the distribution of sample according to their place of living

6.Previous exposure to any teaching programme regarding home accidents

About Previous exposure to any teaching programme regarding home accidents majority 40(80%) were not exposed to teaching regarding home accidents, 10(20%) were exposed to teaching programme regarding home accidents

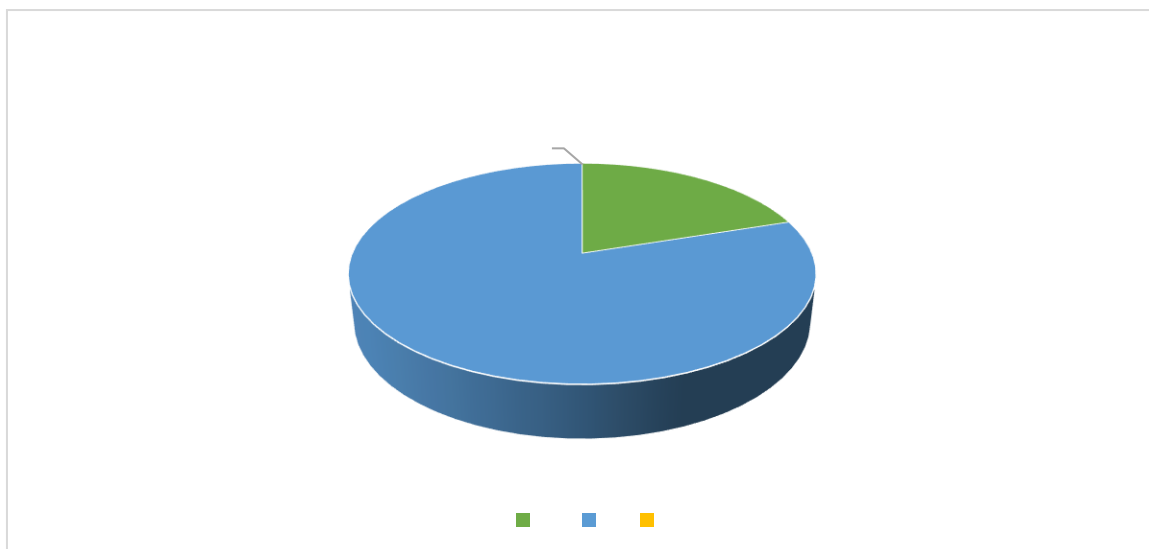


Figure 7: Bar diagram showing the distribution of sample according to previous exposure to any teaching programme regarding home accidents

7. Source of information regarding prevention and management of selected home accidents in children

With regard to source of information regarding prevention and management of selected home accidents in children majority 30(60%) received information from family members /teachers, 10(20%) received information from mass media 10(20%) received information from health personnel.

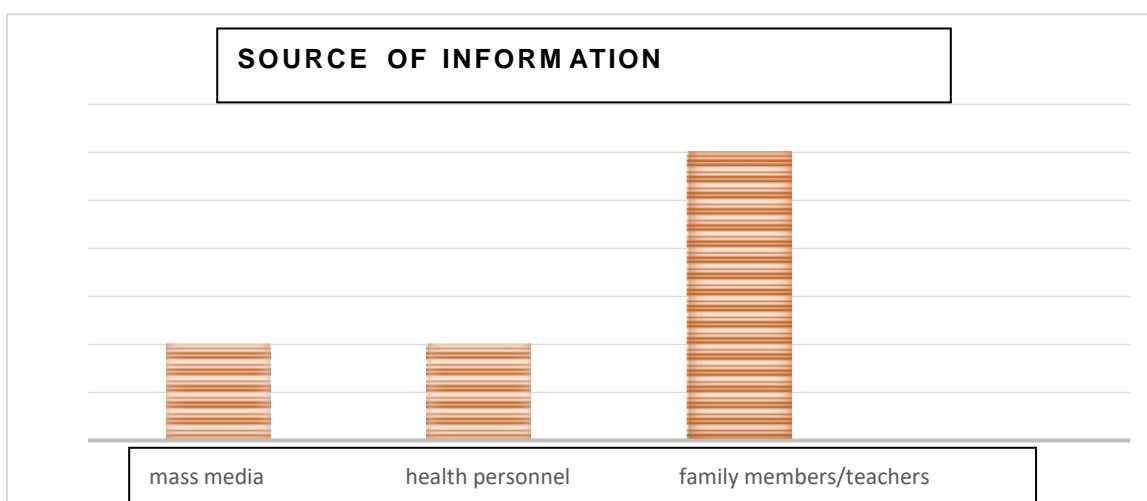


Figure 8: Bar diagram showing the distribution of sample according to source of information.

SECTION – II

Level of knowledge regarding prevention and management of selected home accidents in children. (n=50)

LEVEL KNOWLEDGE	PRE -TEST		POST –TEST	
	Frequency	Percentage	Frequency	Percentage
Inadequate knowledge < 50%	35	70%	0	0%

Moderately adequate knowledge 50-75%	10	20%	20	40
Adequate knowledge > 75%	05	10%	30	60

TABLE 2: Distribution of sample according to pre-test and post-test knowledge scores among upper primary school children regarding prevention and management of selected home accidents in children

The above table shows the pre-test and post-test knowledge scores of upper primary school children, majority 40(80%) had inadequate knowledge, 05(10%) and 05(10%) upper primary school children had moderately adequate knowledge and adequate knowledge respectively in pre-test. Majority 30(60%) upper primary school children had adequate knowledge, 20(40%) had moderately adequate knowledge and none of them had inadequate knowledge in post-test.




Figure 9: Cone diagram showing the distribution of sample according to their pre-test knowledge levels

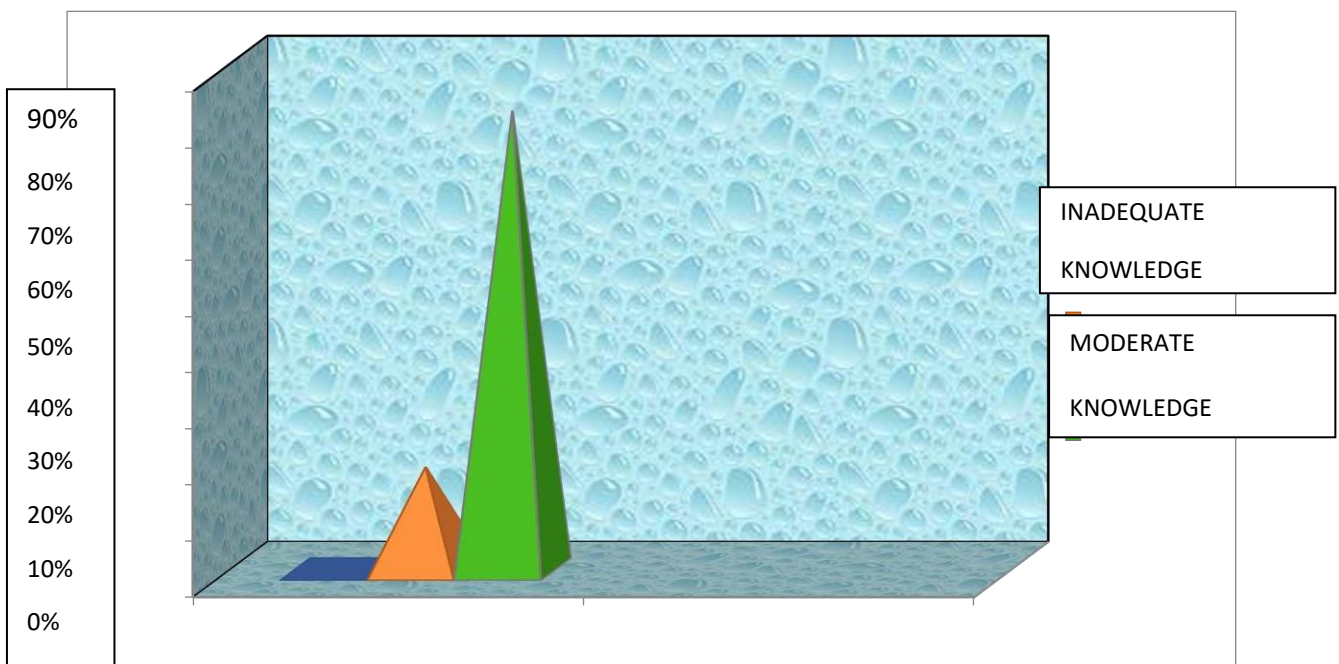


Figure 10: Bar diagram showing the distribution of sample according to their post-test knowledge levels.

SECTION – III

EFFECTIVENESS OF VIDEO ASSISTED TEACHING ON KNOWLEDGE REGARDING THE PREVENTION AND MANAGEMENT OF SELECTED HOME ACCIDENTS IN CHILDREN.

(n=50)

Knowledge	Mean	Standard deviation	Mean difference	't' calculated value	't' table value	Significant
Pre-test	14.1	5.49				
Post test	33.5	4.9	19.4	2.98	2.00	ADEQUATE KNOWLEDGE

*: Significant ($p < 0.05$)

Table 3: Comparison of pre-test and post-test knowledge scores of upper primary school children regarding prevention and management of selected home accidents in children.

Data presented in the above table shows that pre-test and post-test knowledge means of upper primary school children were 14.1, 33.5 respectively. The standard deviation for pre-test and post-test were 5.49, 4.9 respectively. The mean difference was 19.4. Hence the calculated 't' value 2.98 is greater than tabulated value 2.00, shows that there is a significant difference between pre-test and post-test knowledge scores of upper primary school children at $p < 0.05$. Therefore, H₁ video assisted teaching was shown more effectiveness in the knowledge among upper primary school children was proved and accepted.

SECTION – IV

ASSOCIATION OF POST TEST KNOWLEDGE SCORES OF UPPER PRIMARY SCHOOL CHILDREN WITH THEIR SELECTED SOCIO-DEMOGRAPHIC VARIABLES REGARDING PREVENTION AND MANAGEMENT OF SELECTED HOME ACCIDENTS IN CHILDREN.

(n=50)

Sl. no.	Variable	Knowledge			Df	Calculated chi square	Chi square as per table	Significance
		Inadequate IA	Moderately adequate	Adequate				
1	Age of the child			2	3.24	6.25	NS	
	9-10 years	0	04					08
	10-11 years	0	12					13
	11-12 years	0	05					08
2	Gender			1	0.197	5.99	NS	
	Male	0	10					20
	Female	0	05					15

3	Religion			2	6.54	9.49	NS
	Hindu	0	07	08			
	Muslim	0	02	08			
	Christian	0	05	20			
4	Class of study			1	2.75	7.82	NS
	6 th grade	0	10	20			
	7 th grade	0	05	15			

5	Place of living			1	5.76	3.84	*
	Urban area	0	15	25			
	Rural area	0	04	06			
6	Previous exposure to teaching programme regarding prevention and management of selected home accidents in children			1	15.08	5.99	*
	Yes	0	02	08			
	No	0	12	28			
7	Source of information regarding prevention and management of selected home accidents in children.			2	0.78	5.99	NS
	Mass media	0	05	05			
	Health personnel	0	02	03			
	Family members/teachers	0	05	25			

NS - Non-significant* - Significant($p < 0.05$)

Table 4: Association of posttest knowledge scores of upper primary school children with their selected socio-demographic variables regarding prevention and management of selected home accidents in children.

The data in table shows that there is no significant association between the post-test knowledge scores of the upper

primary school children regarding Prevention and Management of selected home accidents in children with their age, gender, religion, class of study and source of information as the calculated 't' value is less than the table value, and there is a significant ($p < 0.05$) association between the post-test knowledge scores of the upper primary school children regarding Prevention and Management of selected home accidents in children with their place of living and Previous exposure to teaching programme regarding prevention and management of selected home accidents in children as the calculated 't' value is greater than the table value. Therefore, H2 there is a significant association between post-test knowledge scores of the upper primary school children with their selected demographic variables was proved and accepted.

IV DISCUSSION:

The findings of the study were discussed with reference to the objectives, hypothesis and findings of the similar studies. Discussion of the findings is based on the sample characteristics, knowledge regarding prevention and management of selected home accidents in children. Findings were discussed under following parts:

Part I: dealt with socio - demographic variables of the sample

Part II: dealt with level of knowledge among upper primary school children regarding the prevention and management of selected home accidents in children.

Part III: dealt with the effectiveness of video assisted teaching on knowledge regarding the prevention and management of selected home accidents in children.

Part IV: dealt with the association between posttest knowledge scores of the upper primary school children with their selected demographic variables.

Part I: Distribution of sample with reference to demographic variables

The above table describes the Distribution of sample according to their socio demographic variables.

According to age majority of children 25 (50%) were in the age group of 10-11 years, 13(26%) were in the age group of 11-12 years, 12(24%) were in the age group of 09-10 years. Regarding gender majority of children 30(60%) were males, 20(40%) were females.

With respect to the religion majority of children 25(50%) belongs to Christian religion, 15(30%) belongs to Hindu religion 10(20%) belongs to Muslim religion. According to their class of study majority 30(60%) were from 6th grade, 20(40%) were from 7th grade.

Regarding to place of living majority 40(80%) belongs to urban area 10(20%) belong to rural area. About Previous exposure to any teaching programme regarding home accidents

majority 40(80%) were not exposed to teaching regarding home accidents, 10(20%) were exposed to teaching programme regarding home accidents. With regard to source of information regarding prevention and management of selected home accidents in children majority 30(60%) received information from family members /teachers, 10(20%) received information from mass media, 10(20%) received information from health personnel.

Part II: Level of knowledge among upper primary school children regarding the prevention and management of selected home accidents in children

The pre-test and post-test knowledge scores of upper primary school children, majority 40(80%) had inadequate knowledge, 05(10%) and 05(10%) upper primary school children had moderately adequate knowledge and adequate knowledge respectively in pre- test. After administering video assisted teaching majority 30(60%) upper primary school children had adequate knowledge, 20(40%) had moderately adequate knowledge and none of them had inadequate knowledge in post-test.

Part III: Effectiveness of video assisted teaching on knowledge regarding the prevention and management of selected home accidents in children.

The pre-test and post-test knowledge means of upper primary school children were 14.1, 33.5 respectively. The standard deviation for pre-test and post-test were 50.49, 4.9 respectively. The mean difference was 19.4. Hence the calculated 't' value 2.98 is greater than tabulated value 2.00, shows that there is a significant difference between pre-test and post-test knowledge scores of upper primary school children at $p < 0.05$. It means that there is a significant difference between pre-test and post-test level of knowledge among upper primary school children.

Part IV: Association between posttest knowledge scores of the upper primary school children with their selected demographic variables.

There is no significant association between the post-test knowledge scores of the upper primary school children

regarding Prevention and Management of selected home accidents in children with their age (chi square value 3.24 p value 6.25), gender (chi square value 0.197 p value 5.99), religion (chi square value 6.54 p value 9.49), class of study (chi

square value 2.75 p value 7.82) and source of information (chi square value 0.78 p value 5.99) as the calculated 't' value is less than the table value.

There is a significant ($p < 0.05$) association between the post-test knowledge scores of the upper primary school children regarding Prevention and Management of selected home accidents in children with their place of living (chi square value 5.76 p value 3.84) and Previous exposure to teaching programme regarding prevention and management of selected home accidents in children (chi square value 15.08 p value 5.99) as the calculated 't' value is greater than the table value.

IMPLICATIONS OF THE STUDY

The findings of the study have implications in the area of Nursing education, Nursing practice, Nursing administration and Nursing research.

Nursing Education:

- ❖ Education is the key concept in improving the knowledge of nurses. Nurses need to upgrade their knowledge and practice based on the research findings. It is essential to provide opportunity for the students to educate on prevention and management of selected home accidents in children.
- ❖ The study emphasizes the significance of education on prevention and management of selected home accidents in children., in-service education for nurses with advanced knowledge regarding prevention and management of selected home accidents in children should be organized
- ❖ Teaching material can be designed to disseminate information regarding prevention and management of selected home accidents in children.

Nursing Practice:

- ❖ Present study would indirectly help the nurses to understand the knowledge, attitude and practice of upper primary school children regarding prevention and management of selected home accidents in children.
- ❖ Nurses working in community are key persons who play a major role in health promotion, health maintenance and prevention of disease.
- ❖ The findings suggest that there is an increased need for awareness programme on prevention and management of selected home accidents in children.

Nursing Administration:

- ❖ Even though, India is a developing country and many of the health issues are being addressed effectively, health problems are not given due importance, so the Administrator can conduct special training programme for students and staff regarding prevention and management of selected home accidents in children.
- ❖ Nurse administrators should conduct workshop and in-service education on prevention and management of selected home accidents in children, as these will update the knowledge and practice of staff nurses who play a vital role in education and prevention of diseases.
- ❖ Administrators must provide adequate supply of audio visual aids for conducting awareness programme.

Nursing Research:

- ❖ Research provides nurses the credibility to influence decision making, policy and protocol formulation regarding interventional strategies to meet the specific needs for educating upper primary school children regarding prevention and management of selected home accidents in children.
- ❖ Findings of the present study suggest that nurses working in the clinical setting and community must encourage the parents regarding preventive strategies to control home accidents in Children

IV. CONCLUSION:

The following conclusions were drawn based on the findings of the present study:

It was revealed that in pre-test the knowledge scores of upper primary school children, majority 40(80%) had inadequate knowledge, 05(10%) and 05(10%) upper primary school children had moderately adequate knowledge and adequate knowledge respectively in pre- test.

After administering video assisted teaching majority 30(60%) upper primary school children had adequate knowledge,

20(40%) had moderately adequate knowledge and none of them had inadequate knowledge in post-test. Hence it indicates that video assisted teaching was effective in enhancing the knowledge of upper primary school children regarding prevention and management of selected home accidents in children.

REFERENCES:

1. Achar's. (2004). "Text Book Of Pediatrics" 3rd ed. Chennai: Orient Langman Publishers.
2. Assuma Beevi.T.M. (2010). "Text Book Of Pediatric Nursing" 1th ed. New Delhi: Elsevier Publisher.
3. Ball.Bindler. (2009). Pediatric Nursing: Caring For Children" 4th ed. Pearson Publishers.
4. Dorothy P.Marlow. (2006). "Text Book Of Pediatrics" 6thed. New Delhi: Elsevier Publishers
5. Guha's (2005). "Neonatology Principles & Practices" 3rd ed. New Delhi: Jaypee Publishers
6. Jessie M. Chellappa. (2005). "Pediatric Nursing" 1th ed. Bangalore: Gojanana Publishers.
7. Kanta Sangar. "Pediatric Nursing" 2nd ed. New Delhi: A.P.Jain & co Publishers.
8. L.C.Gupta. Abhitabh Gupta. (2002). "Manual Of First Aid." New Delhi: Jaypee Publishers.
9. Manoj Yadhav. (2011). "A Text Book Of Child Health Nursing". New Delhi: PV Publishers.
10. Meharban Singh. (2008). "Essential Pediatrics For Nurses" 2nd ed. New Delhi: Sagarprinters.
11. S.S.Randgava. (2011). "First Aid & Personal Hygiene" 1st ed. India: PV Publishers.
12. Susan Rowen James. (2009). "Principles & Practices: Nursing Care Of Children" 3rded. India: Elsevier Publishers.
13. Terri Kyle. (2009). "Essentials Of Pediatric Nursing" 1st ed. New Delhi: Wolter Kluwer Publishers.
14. Utpal Kanl Singh. (2006). "Poisoning In Children" 3rd ed. New Delhi: Jaypee Publishers.
15. Wong's (2005). "Essentials Of Pediatric Nursing" 7th ed. New Delhi: Elsevier Publishers.
16. Anitha Nath, Vijaya.A.Naik, "Profile of accidents in children less than five years of age", Indian Journal of community Medicine 2007;32(2):133-134.
17. Annabel Jonkheijm, Jenny Johanna Hendrijntje Zuidgeest, Monique van Dijk, Àrjan Bastiaan van As, "Childhood unintentional injuries: Supervision and first aid provided", African Journal of Paediatric Surgery, Year 2013, Volume 10, Issue 4 p. 339-344.
18. Carlsson A, Bramhagen AC, Jansson A, Dykes AK. "Precautions taken by mothers to prevent burn and scald injuries to young children at home: an intervention study". Scand J Public Health. 2011 Jul;39(5):471-8. pub 2011 Apr 21.
19. CC Bourget, ER Mc Artur, "Unintentional injuries: Risk factors in Preschool children", American Journal Diseased Child 1989;143:65.
20. Coyne-Beasley T, Runyan CW, Baccaglioni L, Perkis D," Storage of poisonous substances and firearms in homes with young children visitors ;, 2006 Aug;160(8):P:788-92
21. E Onyekwelu. "Critical Study Of Near Drowning Cases "At A Pediatric Emergency Department In West Africa, The Internet Journal of Health. 2008 Volume 8 Number 2.P:301-305
22. Gielen A.C. Wilson. M.E., "enhanced anticipatory guidance for injury prevention", Arch Pubmed journal, 2001, 155(1) 42-49
23. Gwen R. Rempel, Vinitha Ravindran, Linda Ogilvie, "Parenting burn-injured children in India:" A grounded theory , 24 June 2012, P109-115.
24. Ibrahim A, (1994). "Assessment of knowledge, attitude and practice of mother's" attending Cairo University Hospital toward home accidents among preschool children. Master Thesis in Nursing, Cairo University.
25. J E Corrarino ,P J Walsh, E Nadel, "Does teaching scald burn prevention to families of young children make a difference? A Pilot study", Journal of Paediatric Nursing 2001;16:256-262.
26. Manciaux M, Romer CJ, eds. "Accidents in childhood and adolescence". The role of research. Geneva, World Health Organization and Institut National de la Santé et de la Recherche Médicale (INSERM), 1991:1-7.
27. Milind Anil Mehta, Vijay Yashpal Bhatia, Buddhi Prakash Sharma, "A study of burns in pediatric age group", Indian Journal of Burns, Year 2013, Volume 21, Issue 1, p. 55-57
28. Mock c, Arreola Rissa C, Trevino parez R, Simpson K. "Childhood injury Prevention Practices by parents" in Mexico. In J Prev, 2002 Dec; 8(4): 303-5.
29. Naglaa Saad, Farag Mohammed Moftah, Hoda Diab Fahmy Ibrahim and Rabaa Hamed Hassanen, "Mothers knowledge and practice towards home accidents among children under six years", Assiut university bulletin. Environmental Research 2005;8(2):11-27.
30. Nanthinisubbiah. "Knowledge of mothers on prevention of childhood accidents". The Nursing journal of India, 2006; 229 – 231.
31. Nursan Dede Cinar, "Mothers Role in Preventing Childhood Home Accidents", RBPS 2007;20(4):238-242.
32. OO Oludiran, PFA Umebese, "Pattern and outcome of children admitted for burns in Benin" City, mid-western Nigeria, Indian Journal of Plastic Surgery, Year 2009, Volume 42, Issue 2 , p. 189-193

33. Pius Agbenorku, "Early childhood severe scalds in a developing country: A 3-year retrospective study Burns and Trauma", Year 2013, Volume 1, Issue 3 ,p. 122-127.
34. Ravinder K. Gupta, Ritu Gupta, "Home Related Accidents During Infancy", Vol. 6 No. 2, April-June 2004.
35. Rodgers, G.B, heland E.W. "evaluation of the effectiveness of a baby walker safety standard to prevent stair fall injuries", directorate for economic analysis, U.S. consumer product safety commission, Bethesda, US.
36. Romer CJ, Manciaux M. "Accidents in childhood and adolescence:" a priority problem worldwide.
37. Sharonne Anne Salatore, Rosliza Suhaimi, "The Risk of Accidental Chemical Poisoning Cases among Children (≤ 12 Years Old)" Admitted to Hospital University Sains Malaysia
38. SJ Scholer, EF Mitchel, AW Ray," Predictors of injury mortality in early childhood", Journal of Pediatrics1997;100:342-347.
39. SS Verma, S Srinivasan, AM Vartak, "An epidemiological study of 500 paediatric burn patients in Mumbai", India, Indian Journal of Plastic Surgery, Year 2007, Volume 40, Issue 2 p. 153-157.
40. Tsoumakas K, Dousis E, Mavridi F, Gremou A, Matziou V. "Parent's adherence to children's home-accident preventive measures". IntNurs Rev. 2009 Sep;56(3):369-74.
41. Uskun E, Alptekin F, Oztürk M, Kışioğlu AN. "The attitudes and behaviors of housewives in the prevention of domestic accidents and their first aid knowledge levels "Ulus Travma Acil Cerrahi Derg. 2008 Jan;14(1):46-52.
42. V Chaudhari, R Srivastava, M Moitra, V Desai,"Risk of domestic accidents among under five children:" 2008 Volume 7 Number 1.Gomez. Effectiveness of child-to- child program on prevention of lead poisoning among primary school children of a selected government school, Bangalore. Unpublished thesis.2010. RGUHS, Bangalore
43. Bashour H, Kharouf M. Community-based study of unintentional injuries among preschool children in Damascus. East Mediterranean Health Journal. 2008 Mar-Apr: 14(2): 398-405
44. Babul S, Olsen L, Janssen P, McIntee P, Raina P. A study to assess the effectiveness of child home safety programme. Int J Inj Contr Saf Promot. 2007 Jun: 14(2): 109-17
45. Khambalia A, Joshi P, Brussoni M, Raina P, Morrongiello B, Macarthur C. Risk factors for unintentional injuries due to falls in children aged 0-5 years: a systematic review. Inj Prev. 2006 Dec: 12(6): 378-81
46. Ramos CL, Barros HM, Stein AT, da Costa JS. Risk factors contributing to childhood poisoning. J Pediatr (Rio J). 2010 Sep-Oct: 86(5):435-40
47. mestic accidents and their first aid knowledge levels "Ulus Travma Acil Cerrahi Derg. 2008 Jan;14(1):46-52.
48. V Chaudhari, R Srivastava, M Moitra, V Desai,"Risk of domestic accidents among under five children:" 2008 Volume 7 Number 1.Gomez. Effectiveness of child-to- child program on prevention of lead poisoning among primary school children of a selected government school, Bangalore. Unpublished thesis.2010. RGUHS, Bangalore
49. Bashour H, Kharouf M. Community-based study of unintentional injuries among preschool children in Damascus. East Mediterranean Health Journal. 2008 Mar-Apr: 14(2): 398-405
50. Babul S, Olsen L, Janssen P, McIntee P, Raina P. A study to assess the effectiveness of child home safety programme. Int J Inj Contr Saf Promot. 2007 Jun: 14(2): 109-17
51. Khambalia A, Joshi P, Brussoni M, Raina P, Morrongiello B, Macarthur C. Risk factors for unintentional injuries due to falls in children aged 0-5 years: a systematic review. Inj Prev. 2006 Dec: 12(6): 378-81
52. Ramos CL, Barros HM, Stein AT, da Costa JS. Risk factors contributing to childhood poisoning. J Pediatr (Rio J). 2010 Sep-Oct: 86(5):435-40

IX ACKNOWLEDGEMENT:

The investigator is very thankful to the following persons;

- Executive members of the international center for collaborative research (ICCR)
- Samples whose participation enabled the successful completion of this study.
- Peer and family members who provided support throughout the study.